



# Monthly Performance Report

## November 2022



ESSP-DRD-31636

Iss. 01-00

Date: 09.12.2022

If printed, make sure it is the applicable version

## TABLE OF CONTENT

|  |           |
|--|-----------|
| <b>EXECUTIVE SUMMARY .....</b>   | <b>4</b>  |
| <b>1 EGNOS SIS AVAILABILITY .....</b>  | <b>6</b>  |
| <b>2 OPEN SERVICE (OS).....</b>  | <b>8</b>  |
| 2.1 OPEN SERVICE HORIZONTAL AND VERTICAL ACCURACY .....  | 8         |
| 2.2 EGNOS OPEN SERVICE AVAILABILITY.....   | 10        |
| <b>3 SAFETY-OF-LIFE SERVICE (SOL).....</b>   | <b>11</b> |
| 3.1 EGNOS NON PRECISION APPROACH (NPA) .....   | 11        |
| 3.1.1 EGNOS NPA Availability .....   | 11        |
| 3.1.2 EGNOS NPA Continuity.....  | 12        |
| 3.1.3 EGNOS NPA Integrity Events .....   | 13        |
| 3.1.4 EGNOS NPA Accuracy.....  | 14        |
| 3.2 EGNOS APPROACH WITH VERTICAL GUIDANCE (APV-I) .....  | 16        |
| 3.2.1 EGNOS APV-I Availability .....   | 16        |
| 3.2.2 EGNOS APV-I Continuity Risk .....  | 17        |
| 3.2.3 EGNOS APV-I Integrity.....   | 18        |
| 3.2.4 EGNOS APV-I Accuracy.....  | 20        |
| 3.2.5 EGNOS APV-I Performance at airports .....  | 22        |
| 3.3 EGNOS LOCALIZER PERFORMANCE WITH VERTICAL GUIDANCE TO A DECISION ALTITUDE OF 200FT (LPV-200) ..... | 23        |
| 3.3.1 EGNOS LPV-200 Availability .....   | 23        |
| 3.3.2 EGNOS LPV-200 Continuity Risk .....  | 24        |
| 3.3.3 EGNOS LPV-200 Integrity .....  | 25        |
| 3.3.4 EGNOS LPV-200 Accuracy .....   | 27        |
| 3.3.5 EGNOS LPV-200 Performance at airports .....  | 29        |
| <b>4 EGNOS DATA ACCESS SERVICE (EDAS) .....</b>  | <b>30</b> |
| <b>5 EGNOS TIME SERVICE .....</b>  | <b>31</b> |
| <b>APPENDIX A RECEIVER MONITORING NETWORK.....</b>   | <b>34</b> |
| <b>APPENDIX B EGNOS APV-I PERFORMANCE AT AIRPORTS .....</b>  | <b>36</b> |
| <b>APPENDIX C EGNOS LPV-200 PERFORMANCE AT AIRPORTS .....</b>  | <b>46</b> |
| <b>APPENDIX D REFERENCE DOCUMENTS .....</b>  | <b>54</b> |
| <b>APPENDIX E LIST OF ACRONYMS .....</b>   | <b>55</b> |

## TABLE OF FIGURES

|   |    |
|---|----|
| FIGURE 1 – EGNOS SIS & PRN AVAILABILITY FOR NOVEMBER 2022 .....               | 6  |
| FIGURE 2 – TREND OF EGNOS SIS AVAILABILITY PER GEO .....                      | 6  |
| FIGURE 3 – EGNOS OPEN SERVICE HNSE HISTOGRAM AND CUMULATIVE PROBABILITY ..... | 9  |
| FIGURE 4 – EGNOS OPEN SERVICE VNSE HISTOGRAM AND CUMULATIVE PROBABILITY ..... | 9  |
| FIGURE 5 – EGNOS OPEN SERVICE AVAILABILITY AT REFERENCE STATIONS .....        | 10 |
| FIGURE 6 – EGNOS NPA AVAILABILITY .....                                       | 11 |
| FIGURE 7 – EGNOS NPA CONTINUITY OVER THE LAST 6 MONTHS .....                  | 12 |
| FIGURE 8 – EGNOS NPA HORIZONTAL SAFETY INDEX OF THE MONTH .....               | 13 |
| FIGURE 9 – EGNOS NPA HNSE HISTOGRAM AND CUMULATIVE PROBABILITY .....          | 15 |
| FIGURE 10 – EGNOS APV-I AVAILABILITY.....                                     | 16 |
| FIGURE 11 – EGNOS APV-I AVAILABILITY COMPLIANCE TREND .....                   | 16 |

|  |    |
|--|----|
| FIGURE 12 – EGNOS APV-I CONTINUITY .....                                 | 17 |
| FIGURE 13 – EGNOS APV-I HORIZONTAL SAFETY INDEX OF THE MONTH.....        | 18 |
| FIGURE 14 – EGNOS APV-I VERTICAL SAFETY INDEX OF THE MONTH .....         | 19 |
| FIGURE 15 – EGNOS APV-I HNSE HISTOGRAM AND CUMULATIVE PROBABILITY.....   | 21 |
| FIGURE 16 – EGNOS APV-I VNSE HISTOGRAM AND CUMULATIVE PROBABILITY.....   | 21 |
| FIGURE 17 – EGNOS APV-I AVAILABILITY AT AIRPORTS .....                   | 22 |
| FIGURE 18 – EGNOS APV-I OUTAGES .....                                    | 22 |
| FIGURE 19 – EGNOS LPV-200 AVAILABILITY.....                              | 23 |
| FIGURE 20 – EGNOS LPV-200 AVAILABILITY COMPLIANCE TREND .....            | 23 |
| FIGURE 21 – EGNOS LPV-200 CONTINUITY .....                               | 24 |
| FIGURE 22 – EGNOS LPV-200 HORIZONTAL SAFETY INDEX OF THE MONTH.....      | 25 |
| FIGURE 23 – EGNOS LPV-200 VERTICAL SAFETY INDEX OF THE MONTH .....       | 26 |
| FIGURE 24 – EGNOS LPV-200 HNSE HISTOGRAM AND CUMULATIVE PROBABILITY..... | 28 |
| FIGURE 25 – EGNOS LPV-200 VNSE HISTOGRAM AND CUMULATIVE PROBABILITY..... | 28 |
| FIGURE 26 – EGNOS LPV-200 AVAILABILITY AT AIRPORTS .....                 | 29 |
| FIGURE 27 – EGNOS LPV-200 OUTAGES .....                                  | 29 |
| FIGURE 28 – EGNOS TIME SERVICE AVAILABILITY .....                        | 31 |
| FIGURE 29 – ENT-GPS OFFSET EVOLUTION.....                                | 32 |
| FIGURE 30 – EGNOS RIMS SITES USED IN THIS REPORT.....                    | 34 |

## TABLE OF TABLES

|   |    |
|---|----|
| TABLE 1 – EGNOS SIS AVAILABILITY (%) ON EGNOS GEO SATELLITES.....   | 7  |
| TABLE 2 – EGNOS OPEN SERVICE ACCURACY (95%) .....   | 8  |
| TABLE 3 – EGNOS NPA HORIZONTAL ACCURACY (95%) AND PERCENTAGE OF TIME IN NPA MODE .....                    | 14 |
| TABLE 4 – EGNOS APV-I ACCURACY (95%) AND PERCENTAGE OF TIME IN APV-I MODE AT REFERENCE STATIONS .....     | 20 |
| TABLE 5 – EGNOS LPV-200 ACCURACY (95%) AND PERCENTAGE OF TIME IN LPV-200 MODE AT REFERENCE STATIONS ..... | 27 |
| TABLE 6 – PERFORMANCE OF EDAS SERVICES.....   | 30 |
| TABLE 7 – LIST OF SITES WHERE PERFORMANCES ARE REPORTED.....  | 35 |
| TABLE 8 – MONTHLY APV-I AVAILABILITY AT AIRPORTS WITH PUBLISHED PROCEDURES USING EGNOS .....              | 45 |
| TABLE 9 – MONTHLY LPV-200 AVAILABILITY AT AIRPORTS WITH PUBLISHED PROCEDURES USING EGNOS .....            | 53 |

## EXECUTIVE SUMMARY

This report presents the EGNOS services performance during November 2022. The report contains global results for the reported period, including maps and tables with the performance observed at different locations in Europe using GEO-combined values for EGNOS operational GEOs. A list of the stations analysed in this report, including their location, can be found in Appendix A. Additional and more detailed information about EGNOS performance can be found at the EGNOS User Support website (<https://egnos-user-support.essp-sas.eu>).

### **Safety of Life Service (SoL)**

The percentage<sup>1</sup> of ECAC landmasses within the SDD commitment covered by APV-I and LPV200 Availability (99%) performance was 95.10% for APV-I (section 3.2.1) and 90.29% for LPV200 (section 3.3.1). The achieved coverage for Continuity ( $5 \times 10^{-4}$ /15s) against the SDD commitment was 95.23% for APV-I (section 3.2.2) and 81.34% for LPV200 (section 3.3.2).

The performance at all airports with approach operations based on the APV-I or LPV200 service levels (Appendix B and Appendix C) presented Availability and Continuity values in line with their respective commitments as defined in the SoL SDD [RD-2], except for:

- APV-I Availability at GCLA / La Palma and GCRR / Lanzarote AD.
- APV-I Continuity at BIVO / Vopnafjörður, EFJY / Jyväskylä, EFKU / Kuopio, ENLK / Leknes, ENRS / Røst, GCLA / La Palma, GCRR / Lanzarote AD, LEAM / Almería, LEJR / Jerez, LMML / Luqa, LPFR / Faro, LPPS / Porto Santo, XZIH / Innhævet, XZMK / Mosjøen.
- LPV200 Availability at ENEV/Harstad/Narvik/Evenes and ENHK/Hasvik.
- LPV200 Continuity at EEPU / Pärnu, EETN / Lennart Meri Tallinn, EETU / Tartu, EFTP/ Tampere-Pirkkala, ENAL / Ålesund/Vigra, ENEV/Harstad/Narvik/Evenes, ENKB / Kristiansund/ Kvernberget, ENNM / Namsos, ENOL / Ørland, ENRM / Rørvik/Ryum, ENST/Sandnessjøen/Stokka, ENVA / Trondheim/Værnes, LICD / Lampedusa and LMML / Luqa.

The Horizontal and Vertical Safety Indexes remained below 0.53 and 0.36, respectively, for both APV-I (section 3.2.3) and LPV200 (section 3.3.3) service levels at all the analysed sites, which represents a good integrity margin.

NPA Availability above 99% (section 3.1.1) was delivered in the 99.73% of the NPA service area (limited by the boundaries defined by MT27).

### **Open Service**

The monitored stations presented an Open Service Availability higher than 99% for this month being most of them equal or close to 100% (section 2.2) except RIMS RKK (98.71%), LPI (95.47%), AGA (98.10%) and CNR (94.76%).

The horizontal and vertical accuracy results for all the sites remained below 3 meters (95%) and 2.6 meters (95%) respectively, which represents a very good level of accuracy (section 2.1).

### **EDAS Service**

In terms of availability and latency, the observed performance for all the EDAS services fulfilled the targets (section 4) [RD-3].

### **EGNOS Time Service**

The EGNOS Time Service availability presented for the combination of both operational GEOs was almost 100% for all days of the month (Section 5).

---

<sup>1</sup> The coverage percentages presented represent the ratio of area after applying the mapping projection, there may be a difference compared to the actual geographical area.



The offset between the EGNOS Network Time and GPS time remained below 16 nanoseconds over the three previous months: August 2022 to October 2022.

# 1 EGNOS SIS AVAILABILITY

*In this document, **EGNOS SIS Availability** is defined as the percentage of time in the month during which at least one geostationary satellite broadcasts EGNOS messages.*

In addition to the individual SIS Availability for PRN123 and PRN136, the following values are also reported:

- percentage of time in the month during which at least one geostationary satellite broadcasts EGNOS messages (PRN123 or PRN136);
- percentage of time in the month during which both operational geostationary satellites broadcast EGNOS messages.

EGNOS SIS monitoring for November 2022, reports the following reception percentage of an SBAS message:

- SIS – PRN123 or PRN136: **100%**
- SIS – PRN123 and PRN136: **99.99%**
- PRN123 Availability: **99.99%**
- PRN136 Availability: **100%**

The following figure presents the Availability of the signal in both EGNOS GEO satellites (PRN123 and PRN136). Red lines correspond to unavailability periods:

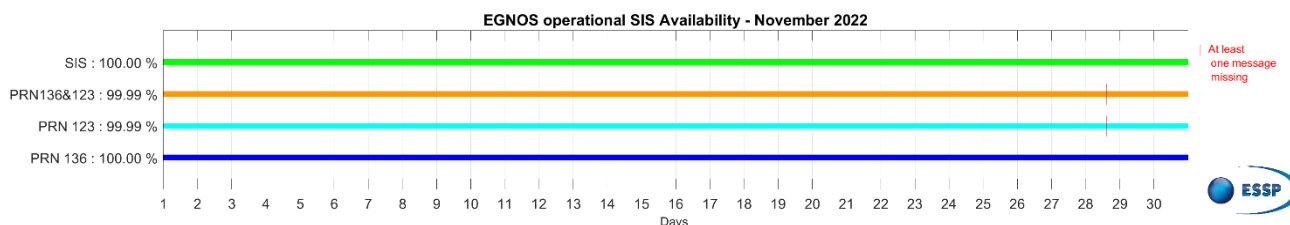


Figure 1 – EGNOS SIS & PRN Availability for November 2022

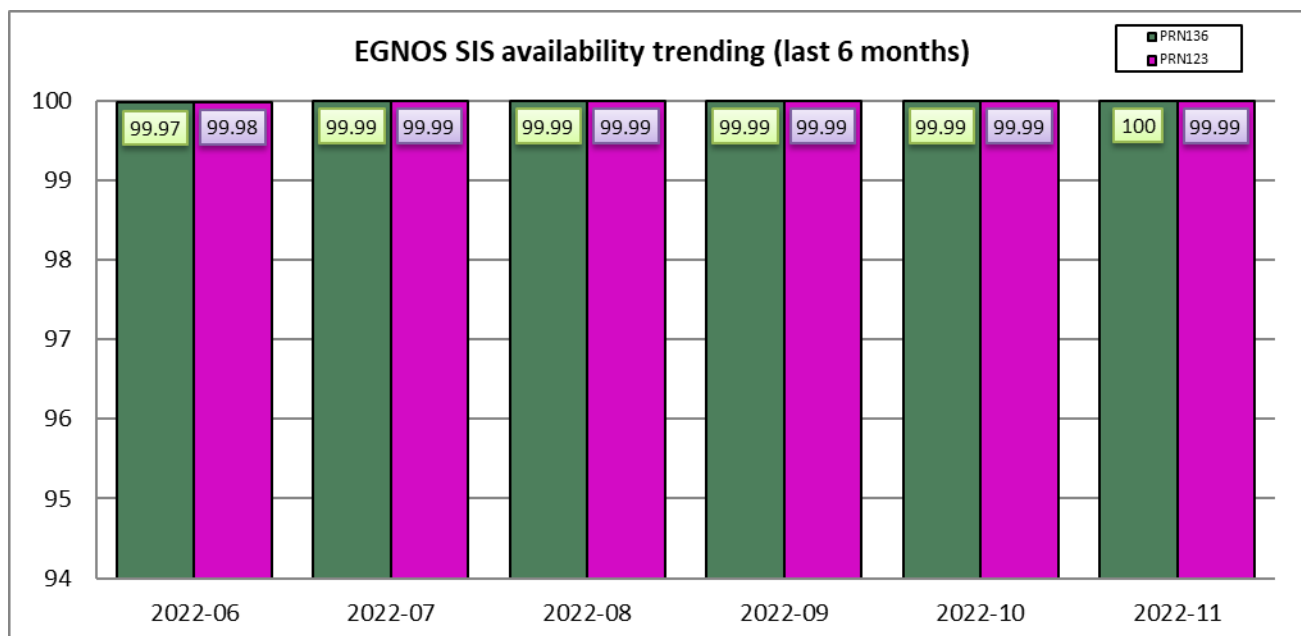


Figure 2 – Trend of EGNOS SIS Availability per GEO

| Availability (%)                 | 2022-06 | 2022-07 | 2022-08 | 2022-09 | 2022-10 | 2022-11 |
|----------------------------------|---------|---------|---------|---------|---------|---------|
| PRN123                           | 99.98   | 99.99   | 99.99   | 99.99   | 99.99   | 99.99   |
| PRN136                           | 99.97   | 99.99   | 99.99   | 99.99   | 99.99   | 100     |
| At least one EGNOS GEO satellite | 100     | 100     | 100     | 100     | 100     | 100     |

Table 1 – EGNOS SIS Availability (%) on EGNOS GEO satellites

## 2 OPEN SERVICE (OS)

### 2.1 Open Service Horizontal and Vertical Accuracy

Accuracy is a measure of the position error, which is the difference between the estimated navigation position and the actual position.

**EGNOS OS Horizontal (resp. Vertical) Accuracy** is reported as the 95<sup>th</sup> percentile of the Horizontal (resp. Vertical) Navigation System Error – HNSE (resp. VNSE) over the month, at the monitored sites when applying EGNOS messages.

The next table provides the values of accuracy (95%) in meters measured for this month. See Appendix A for further details of the stations where OS Accuracy is reported.

| Station           | HNSE 95% (m) | VNSE 95% (m) |
|-------------------|--------------|--------------|
| Agadir            | 2.1          | 2.1          |
| Aalborg           | 1.0          | 1.6          |
| Alexandria        | 1.5          | 1.5          |
| Athens            | 0.8          | 1.2          |
| Berlin            | 0.9          | 1.4          |
| Canary Islands    | 2.9          | 2.5          |
| Cork              | 1.0          | 1.4          |
| Catania           | 0.8          | 1.2          |
| Djerba            | 1.1          | 1.2          |
| Egilsstadir       | 1.0          | 1.8          |
| Glasgow           | 1.0          | 1.4          |
| Golbasi           | 0.9          | 1.4          |
| Gavle             | 0.9          | 1.8          |
| Haifa             | 1.4          | 1.7          |
| Jan Mayen         | 1.4          | 2.4          |
| Kirkenes          | 1.1          | 2.0          |
| Lappeenranta      | 0.9          | 1.8          |
| La Palma          | 2.5          | 2.3          |
| Lisbon            | 1.2          | 1.6          |
| Madeira           | 1.3          | 1.6          |
| Malaga            | 1.0          | 1.3          |
| Palma de Mallorca | 0.8          | 1.1          |
| Reykjavik         | 1.3          | 2.4          |
| Rome              | 0.8          | 1.3          |
| S. de Compostela  | 1.1          | 1.2          |
| Sofia             | 1.3          | 1.8          |
| Swanwick          | 1.1          | 1.6          |
| Toulouse          | 0.9          | 1.1          |
| Trondheim         | 0.8          | 1.8          |
| Tromsoe           | 1.2          | 2.4          |
| Warsaw            | 0.9          | 1.5          |
| Zurich            | 0.9          | 1.4          |

Table 2 – EGNOS Open Service accuracy (95%)

The next figures show the histogram and cumulative distribution function of HNSE (Horizontal Navigation System Error) and VNSE (Vertical Navigation System Error), which are computed at the previous stations for each second over the current month.



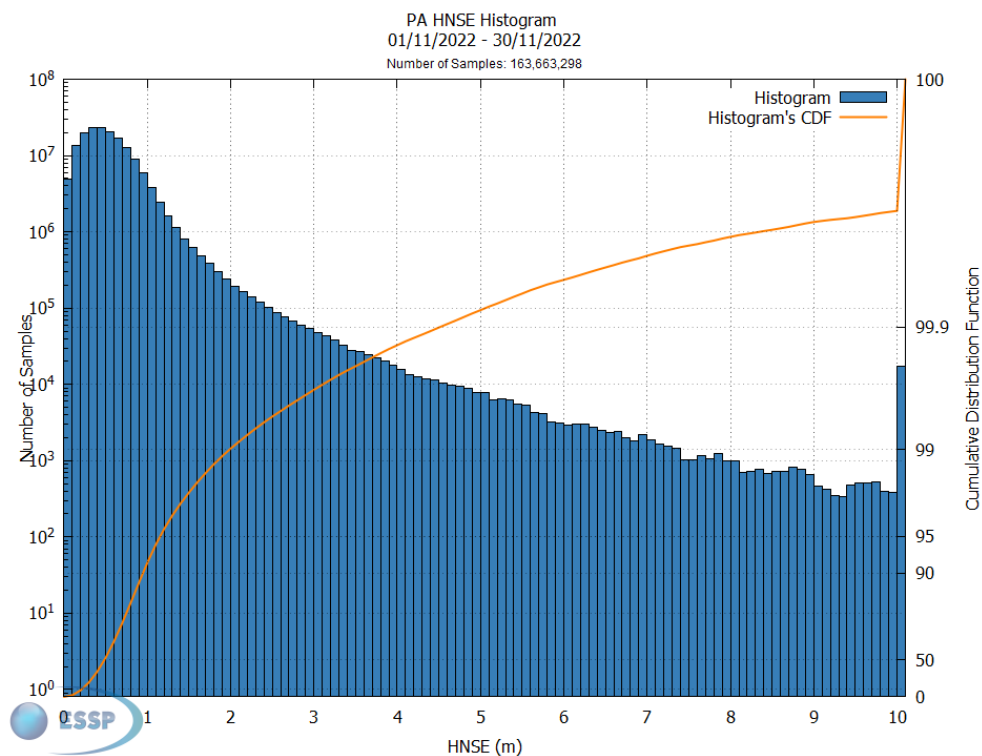


Figure 3 – EGNOS Open Service HNSE Histogram and Cumulative Probability

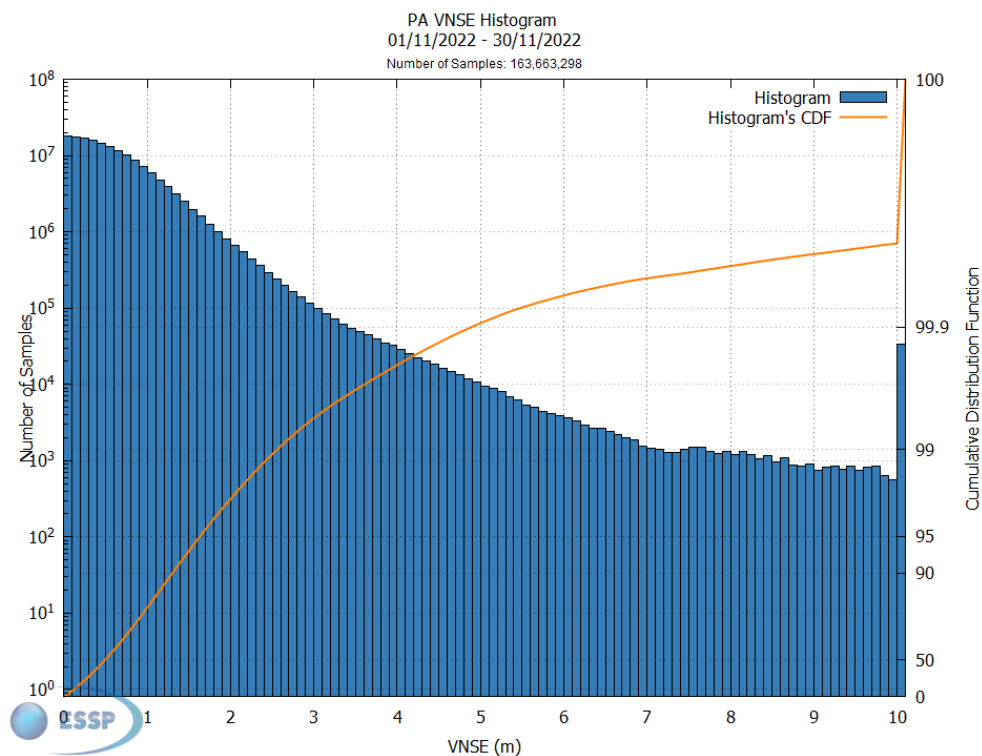


Figure 4 – EGNOS Open Service VNSE Histogram and Cumulative Probability

## 2.2 EGNOS Open Service Availability

**EGNOS OS Availability performance** is defined in the present document as the percentage of time when the instantaneous HNSE is lower than 3 meters and the instantaneous VNSE is lower than 4 meters over the total number of samples with valid PA navigation solution

The following figures present the Open Service Availability measured in the monitoring stations for the reported month (RIMS sites with OS Availability lower than 99%, if any, are shown in red). See Appendix A for further details of the stations where OS Accuracy is reported.

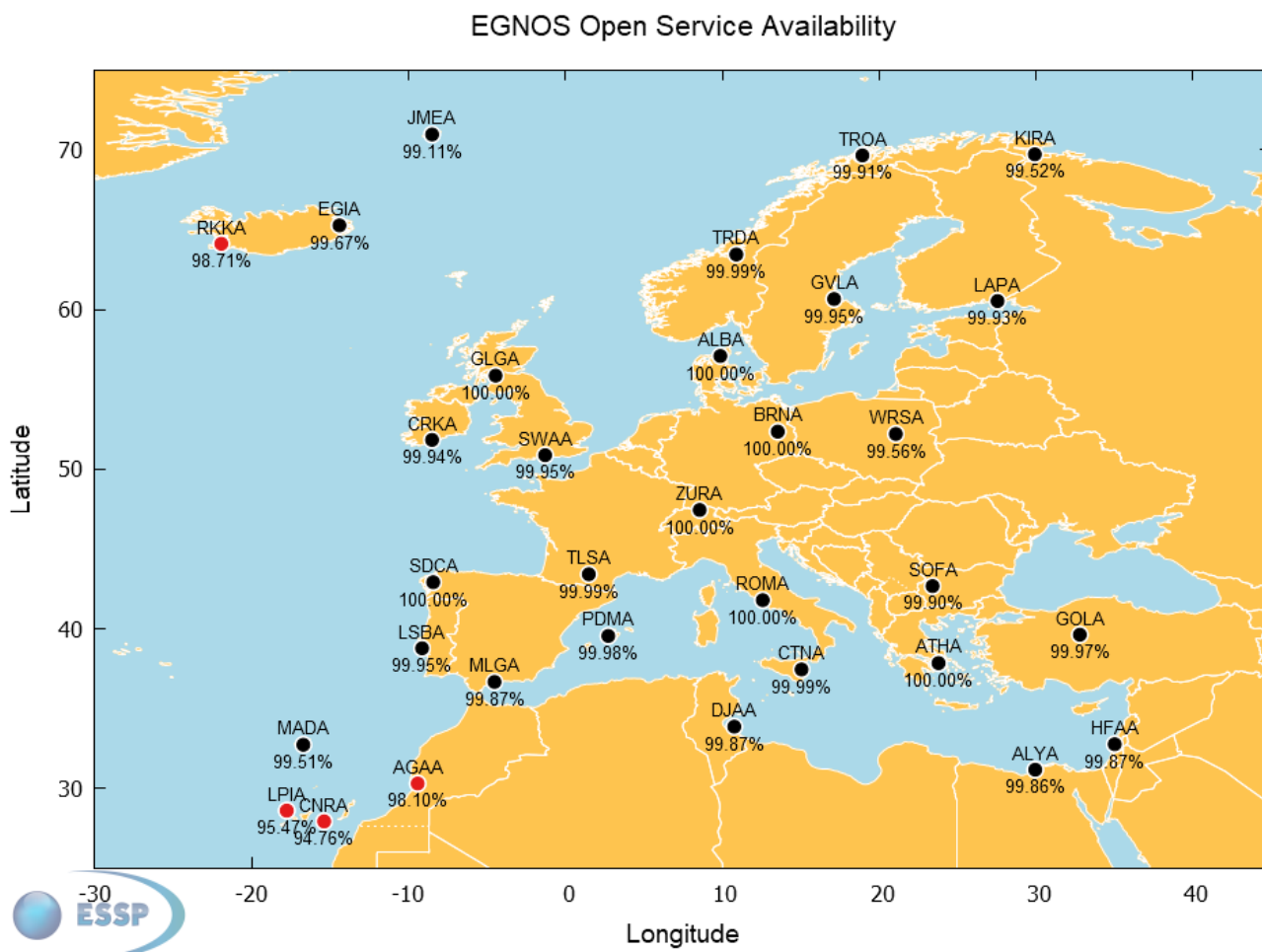


Figure 5 – EGNOS Open Service Availability at reference stations

### 3 SAFETY-OF-LIFE SERVICE (SOL)

#### 3.1 EGNOS Non Precision Approach (NPA)

##### 3.1.1 EGNOS NPA Availability

**EGNOS NPA Availability** is defined as the percentage of samples in which the Horizontal Protection Level is below Alert Limit for NPA (HPL below 556m) over the total period. This value corresponds to the performance obtained under fault-free conditions using all satellites in view.

The following figure presents EGNOS NPA Availability over the current month. It must be noted that NPA Availability considering RAIM is not taken into account in this report.

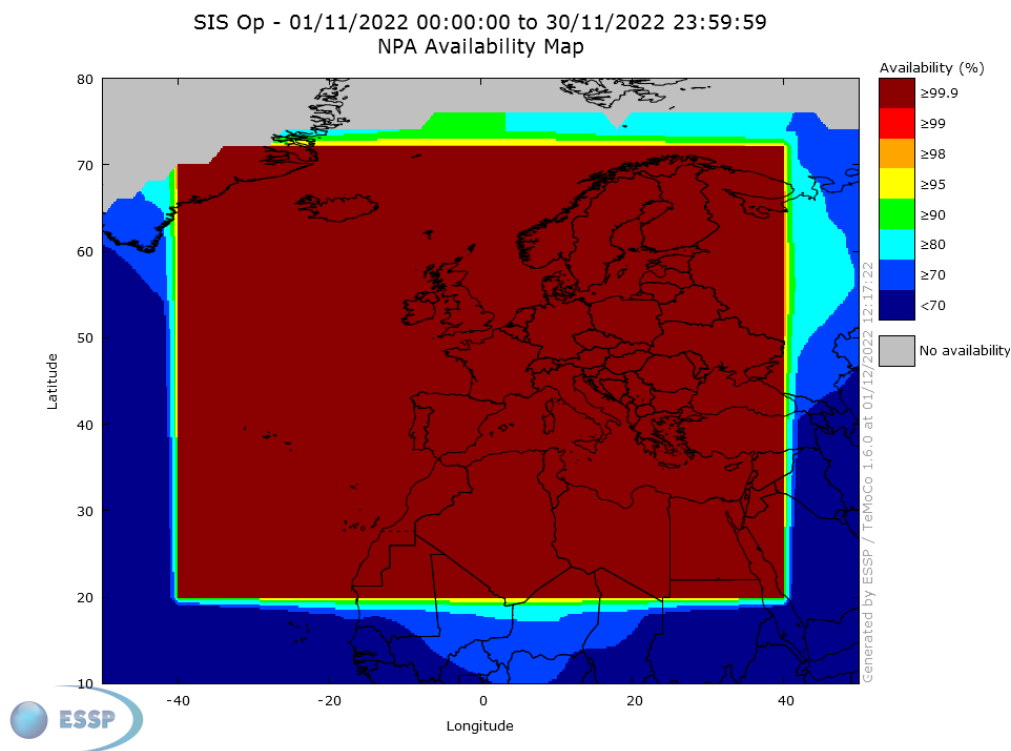


Figure 6 – EGNOS NPA Availability

### 3.1.2 EGNOS NPA Continuity

**EGNOS NPA Continuity** is reported as the result of dividing the total number of single continuity events using a time-sliding window of 1 hour by the number samples with valid and available NPA navigation solution. A single continuity event occurs if the system is available at the start of the operation and in at least one second inside the following time-sliding window of 1 hour the system becomes not available. This value corresponds to the performance obtained under fault-free conditions using all satellites in view.

The following picture presents the EGNOS NPA Continuity Risk measured for the last 6 months (in order to observe the minimum NPA Continuity performance committed in the SoL SDD  $-1 \times 10^{-3}$ /hour-, at least 6 months of data need to be evaluated due to the discrete nature of discontinuity events). It must be noted that NPA Continuity is computed in this report using only the EGNOS NPA solution and not considering the GPS RAIM solution when the EGNOS one is not available.

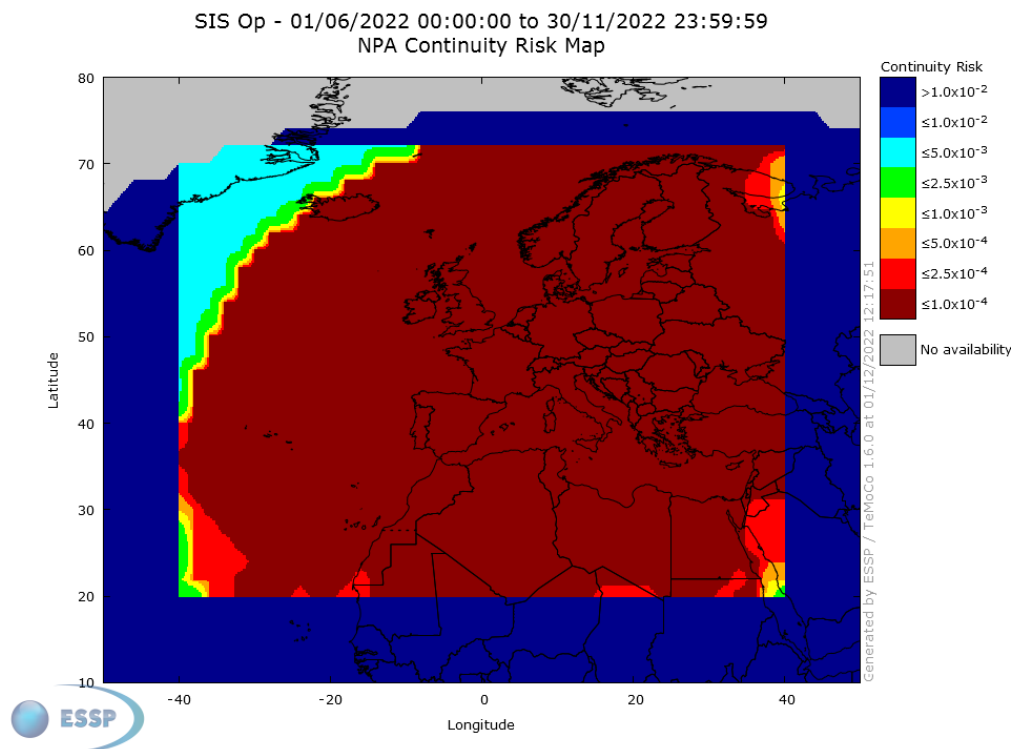


Figure 7 – EGNOS NPA Continuity over the last 6 months

### 3.1.3 EGNOS NPA Integrity Events

**EGNOS NPA Integrity Event** is defined as an event when the Navigation System Error is greater or equal to the corresponding Protection Level for NPA.

No integrity event was detected.

**Safety Index** is defined as the relation between Navigation System Error and Protection Level (assuming NPA algorithms to compute  $xNSE$  and  $xPL$ ) for each second. Case of ratio  $xNSE/xPL$  is over 1, it indicates that a Misleading Information situation has occurred.

The next histogram shows the distribution of HSI (Horizontal Safety Index), which is computed at the different EGNOS stations for each second over the current month. This histogram takes into account the epochs in which the NPA service was available (Protection Level < NPA Alarm Limit).

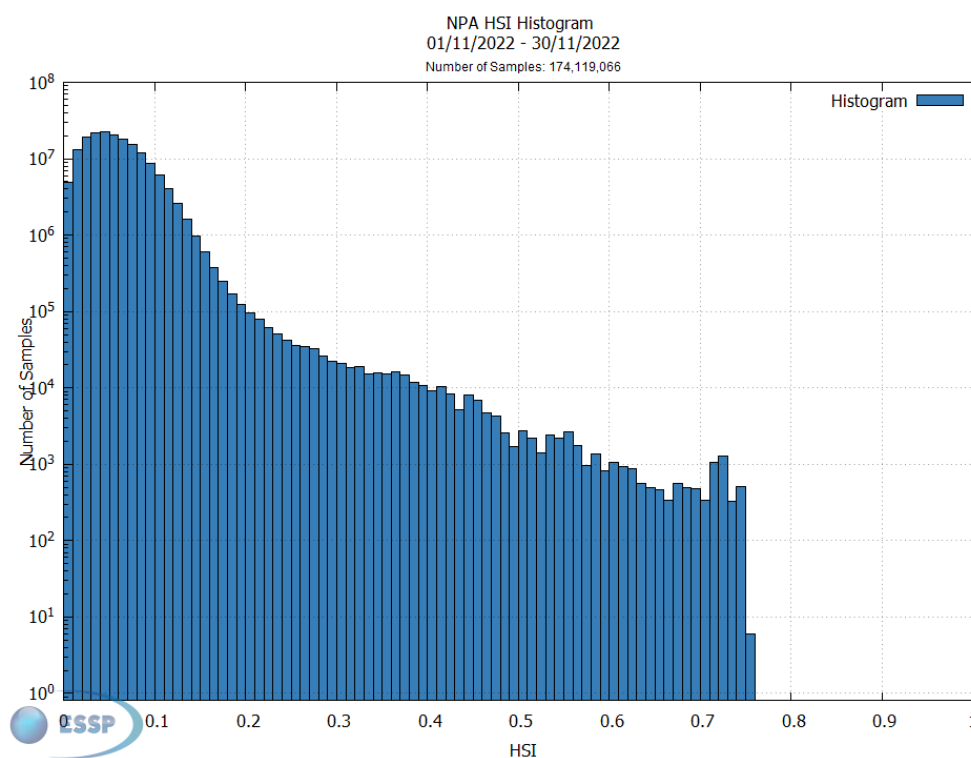


Figure 8 – EGNOS NPA Horizontal Safety Index of the month

### 3.1.4 EGNOS NPA Accuracy

**EGNOS NPA Accuracy** is reported as the 95<sup>th</sup> percentile of the Horizontal Navigation System Error (HNSE) over the month, at the monitored sites when the NPA service is available (HPL below 556 m).

This table shows the NPA Accuracy values in meters. See Appendix A for further details of the stations where NPA Accuracy is reported.

| Station           | HNSE 95% (meters) | % of samples in NPA mode |
|-------------------|-------------------|--------------------------|
| Abu Simbel        | 9.0               | 100.00%                  |
| Azores            | 3.2               | 100.00%                  |
| Agadir            | 4.7               | 100.00%                  |
| Aalborg           | 1.0               | 100.00%                  |
| Alexandria        | 1.6               | 100.00%                  |
| Athens            | 0.8               | 100.00%                  |
| Berlin            | 0.9               | 100.00%                  |
| Canary Islands    | 4.2               | 100.00%                  |
| Cork              | 1.0               | 100.00%                  |
| Catania           | 0.9               | 100.00%                  |
| Djerba            | 1.7               | 100.00%                  |
| Egilsstadir       | 0.9               | 100.00%                  |
| Glasgow           | 1.0               | 100.00%                  |
| Golbasi           | 0.9               | 100.00%                  |
| Gavle             | 0.9               | 100.00%                  |
| Haifa             | 1.4               | 100.00%                  |
| Jan Mayen         | 1.4               | 100.00%                  |
| Kirkenes          | 1.1               | 100.00%                  |
| Lappeenranta      | 0.9               | 100.00%                  |
| La Palma          | 3.4               | 100.00%                  |
| Lisbon            | 1.2               | 100.00%                  |
| Madeira           | 1.4               | 100.00%                  |
| Malaga            | 1.1               | 100.00%                  |
| Palma de Mallorca | 0.9               | 100.00%                  |
| Reykjavik         | 1.3               | 100.00%                  |
| Rome              | 0.8               | 100.00%                  |
| S. de Compostela  | 1.1               | 100.00%                  |
| Sofia             | 1.3               | 100.00%                  |
| Swanwick          | 1.1               | 100.00%                  |
| Toulouse          | 0.9               | 100.00%                  |
| Trondheim         | 0.8               | 100.00%                  |
| Tromsoe           | 1.2               | 100.00%                  |
| Warsaw            | 0.9               | 100.00%                  |
| Zurich            | 0.9               | 100.00%                  |

Table 3 – EGNOS NPA Horizontal Accuracy (95%) and percentage of time in NPA mode

The following figure shows the histogram and cumulative probability function of HNSE (Horizontal Navigation System Error), which are computed at RIMS sites for each second over the current month.

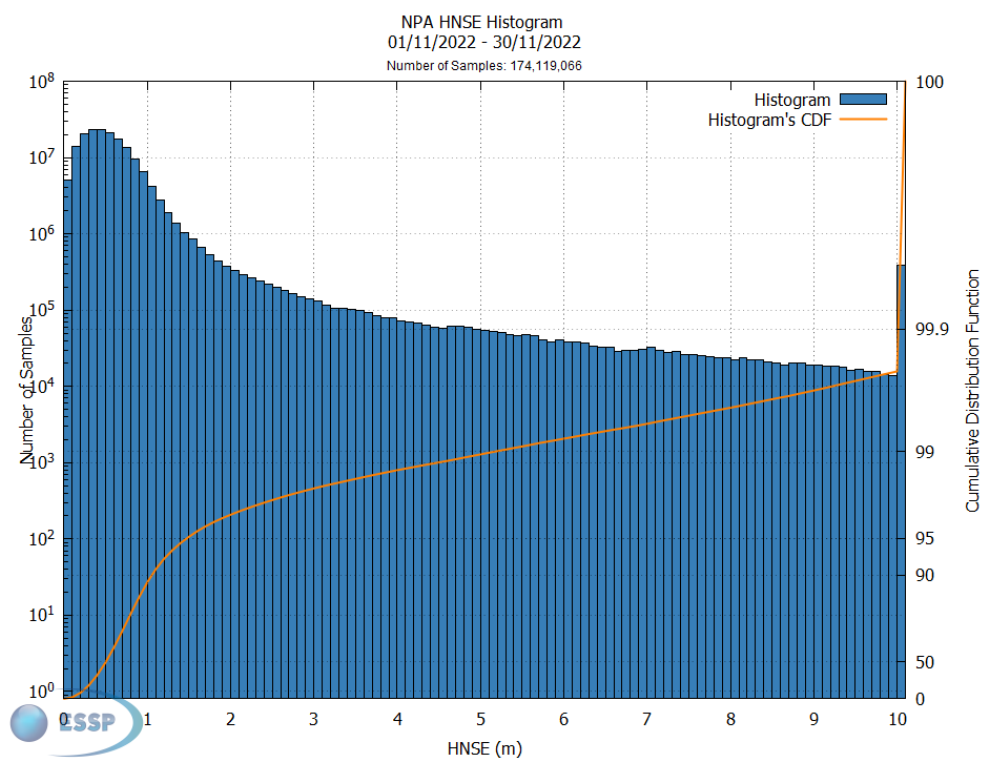


Figure 9 – EGNOS NPA HNSE Histogram and Cumulative Probability

## 3.2 EGNOS Approach with Vertical guidance (APV-I)

### 3.2.1 EGNOS APV-I Availability

**EGNOS APV-I Availability** is defined as the percentage of epochs in a month in which the Protection Level are below Alert Limits for this APV-I service ( $HPL < 40m$  and  $VPL < 50m$ ) over the total period. This value corresponds to the performance obtained under fault-free conditions using all satellites in view.

The following picture presents the EGNOS APV-I Availability over the current month using GEO-combined maps for the operational EGNOS GEOs.

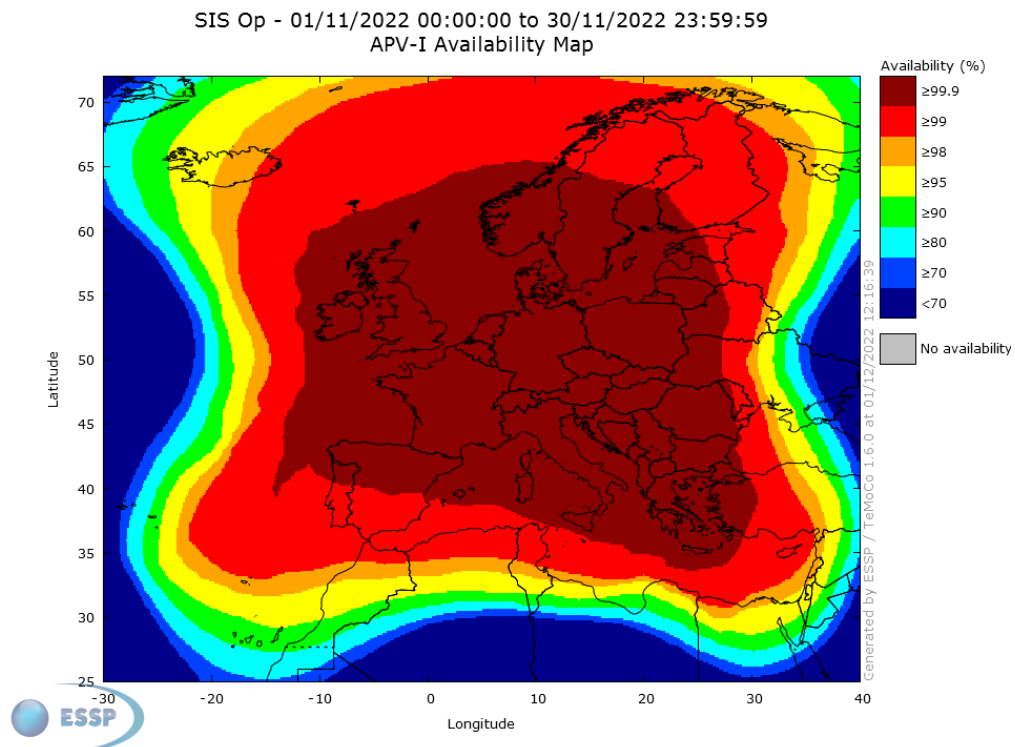


Figure 10 – EGNOS APV-I Availability

Below, the evolution of the daily APV-I Availability (99%) compliance area is presented. The percentage is computed with respect to ECAC Landmasses within the SDD commitment. The information is presented for the last 3 months.

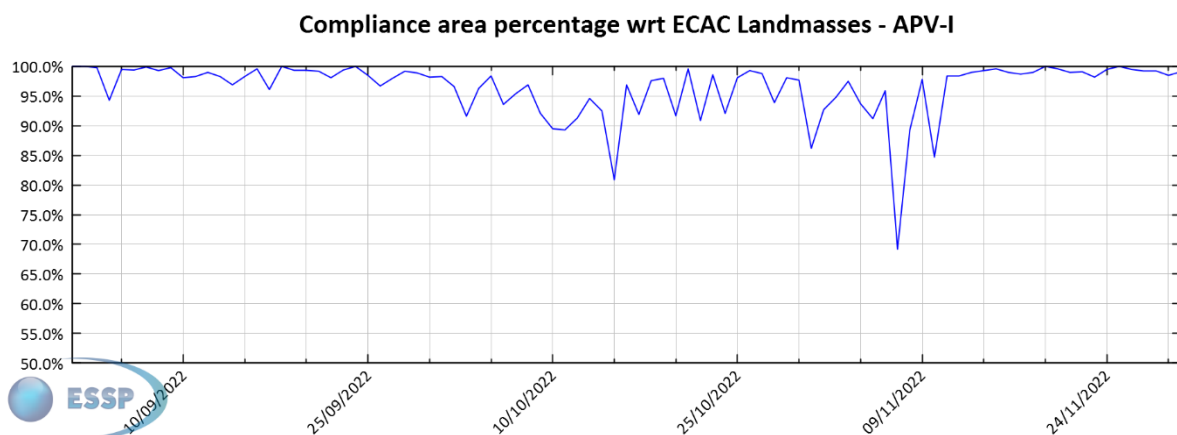


Figure 11 – EGNOS APV-I Availability compliance trend



### 3.2.2 EGNOS APV-I Continuity Risk

**EGNOS APV-I Continuity Risk** is defined as the result of dividing the total number of single continuity events using a time-sliding window of 15 seconds by the number of samples with valid and available APV-I navigation solution. A single continuity event occurs if the system is available at the start of the operation and in at least one of the following 15 seconds the system becomes not available. This value corresponds to the performance obtained under fault-free conditions using all satellites in view.

The following picture presents the EGNOS APV-I Continuity over the current month using GEO-combined maps for the operational EGNOS GEOs.

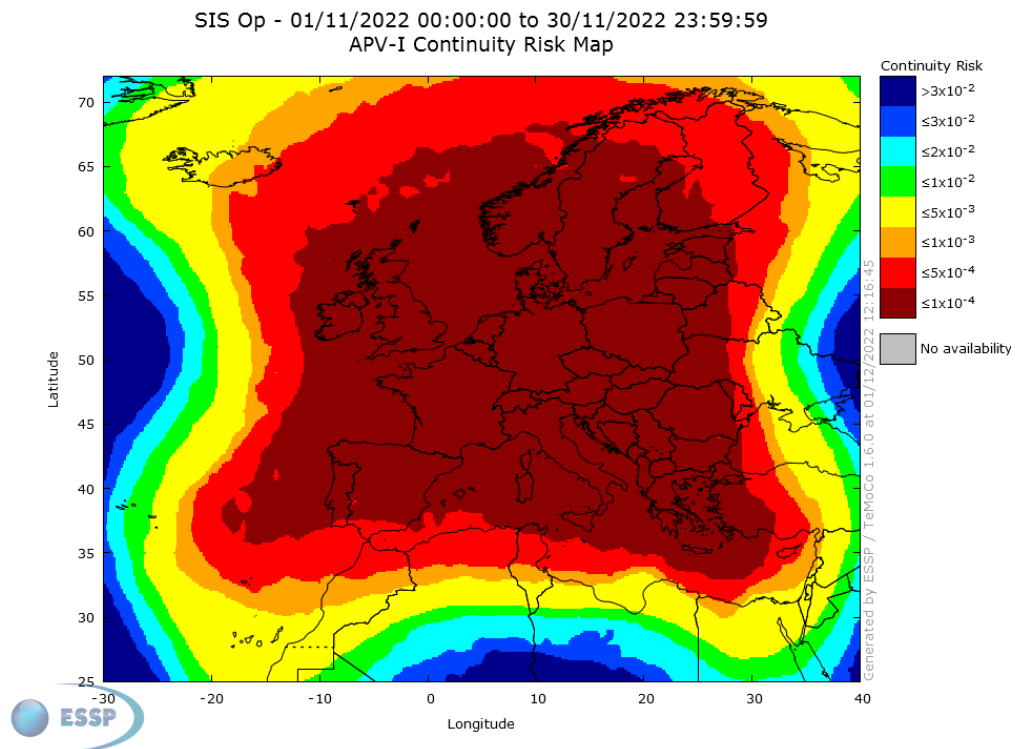


Figure 12 – EGNOS APV-I Continuity

### 3.2.3 EGNOS APV-I Integrity

**EGNOS APV-I Integrity Event** is defined as an event when the Navigation System Error is greater or equal to the corresponding Protection Level for APV-I.

No integrity event was detected.

**Safety Index** is defined as the relation between Navigation System Error versus Protection Level (assuming PA algorithms to compute  $xNSE$  and  $xPL$ ) for each second. In case of ratio  $xPE/xPL$  is over 1; it indicates that a Misleading Information situation has occurred.

The next figures provide the histogram for HSI (Horizontal Safety Index) and VSI (Vertical Safety Index) for each second when accumulating measurements from the different EGNOS stations over the current month. These histograms have considered that Protection Level is below APV-I Alarm Limit.

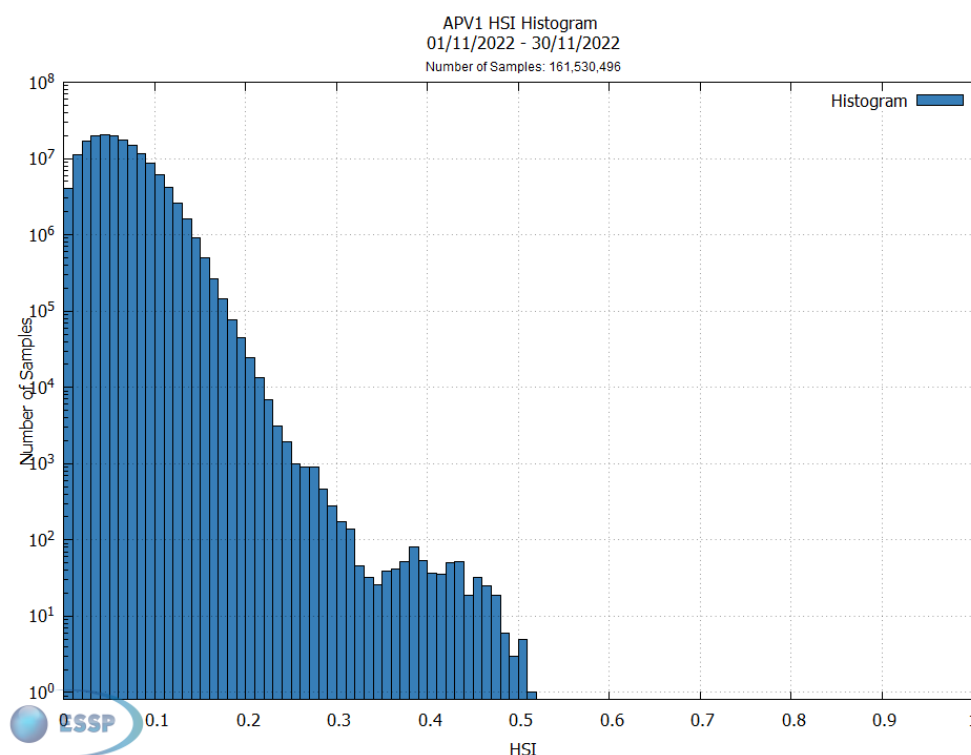


Figure 13 – EGNOS APV-I Horizontal Safety Index of the month

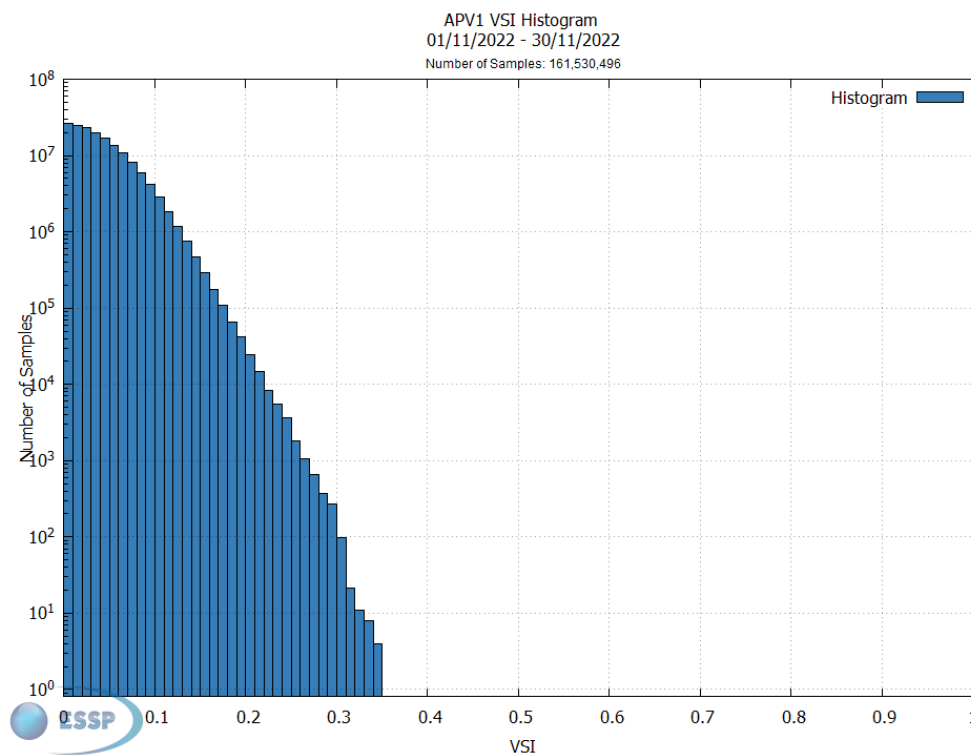


Figure 14 – EGNOS APV-I Vertical Safety Index of the month

### 3.2.4 EGNOS APV-I Accuracy

**EGNOS APV-I Accuracy** is reported as the 95<sup>th</sup> percentile of the Horizontal and Vertical Navigation System Error over the month, at the monitored sites when the APV-I service is available (HPL<40m and VPL<50m).

The following table shows the monthly APV-I Accuracy values in meters for the combined GEO satellite signal. See Appendix A for further details of the stations where APV-I Accuracy is reported.

| Station           | HNSE 95% (meters) | VNSE 95% (meters) | % of samples with APV-I service available |
|-------------------|-------------------|-------------------|---|
| Agadir            | 1.8               | 1.9               | 95.84%                                    |
| Aalborg           | 1.0               | 1.6               | 100.00%                                   |
| Alexandria        | 1.4               | 1.4               | 98.40%                                    |
| Athens            | 0.8               | 1.2               | 99.98%                                    |
| Berlin            | 0.9               | 1.4               | 100.00%                                   |
| Canary Islands    | 2.3               | 2.1               | 92.10%                                    |
| Cork              | 1.0               | 1.4               | 100.00%                                   |
| Catania           | 0.8               | 1.2               | 99.98%                                    |
| Djerba            | 1.1               | 1.2               | 99.08%                                    |
| Egilsstadir       | 0.9               | 1.8               | 99.17%                                    |
| Glasgow           | 1.0               | 1.4               | 99.98%                                    |
| Golbasi           | 0.9               | 1.4               | 99.61%                                    |
| Gavle             | 0.9               | 1.8               | 100.00%                                   |
| Haifa             | 1.3               | 1.6               | 98.30%                                    |
| Jan Mayen         | 1.3               | 2.3               | 98.51%                                    |
| Kirkenes          | 1.1               | 1.9               | 98.63%                                    |
| Lappeenranta      | 0.9               | 1.8               | 99.83%                                    |
| La Palma          | 2.0               | 2.0               | 92.36%                                    |
| Lisbon            | 1.2               | 1.6               | 99.85%                                    |
| Madeira           | 1.3               | 1.5               | 98.76%                                    |
| Malaga            | 1.0               | 1.3               | 99.69%                                    |
| Palma de Mallorca | 0.8               | 1.1               | 99.94%                                    |
| Reykjavik         | 1.2               | 2.0               | 96.91%                                    |
| Roma              | 0.8               | 1.3               | 100.00%                                   |
| S. de Compostela  | 1.1               | 1.2               | 99.96%                                    |
| Sofia             | 1.3               | 1.8               | 99.99%                                    |
| Swanwick          | 1.1               | 1.6               | 100.00%                                   |
| Toulouse          | 0.9               | 1.1               | 99.97%                                    |
| Trondheim         | 0.8               | 1.8               | 99.97%                                    |
| Tromsoe           | 1.2               | 2.3               | 99.55%                                    |
| Warsaw            | 0.9               | 1.5               | 100.00%                                   |
| Zurich            | 0.9               | 1.4               | 100.00%                                   |

Table 4 – EGNOS APV-I Accuracy (95%) and percentage of time in APV-I mode at reference stations

The next figures show the histogram and cumulative distribution function of HNSE (Horizontal Navigation System Error) and VNSE (Vertical Navigation System Error), which are computed at RIMS sites for each second over the current month.

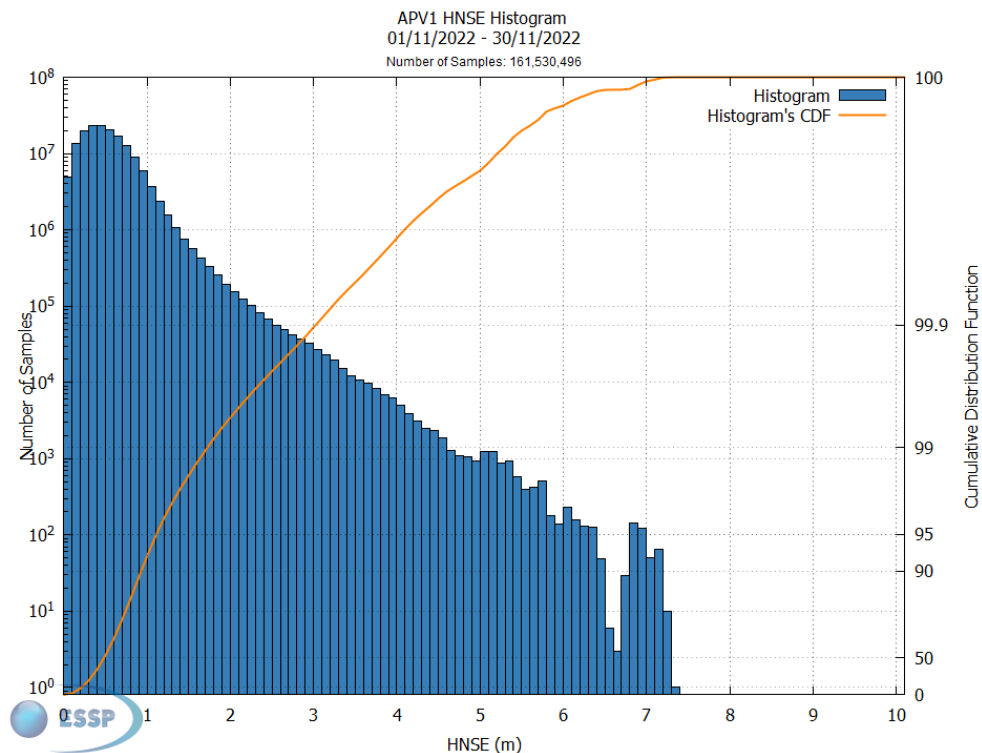


Figure 15 – EGNOS APV-I HNSE Histogram and Cumulative Probability

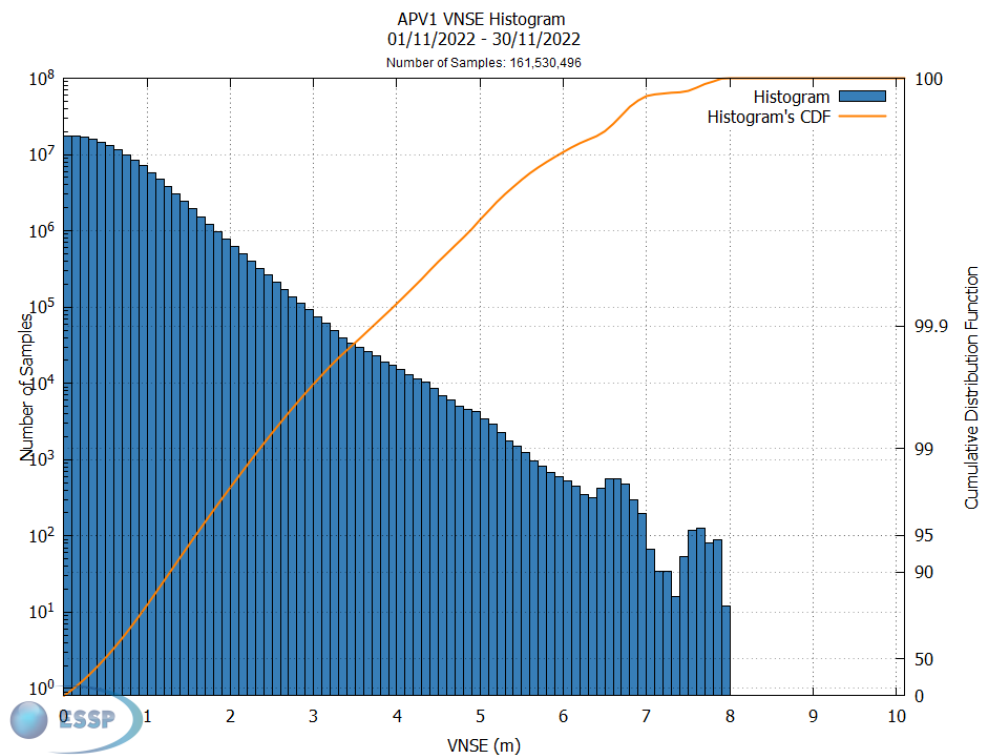


Figure 16 – EGNOS APV-I VNSE Histogram and Cumulative Probability

### 3.2.5 EGNOS APV-I Performance at airports

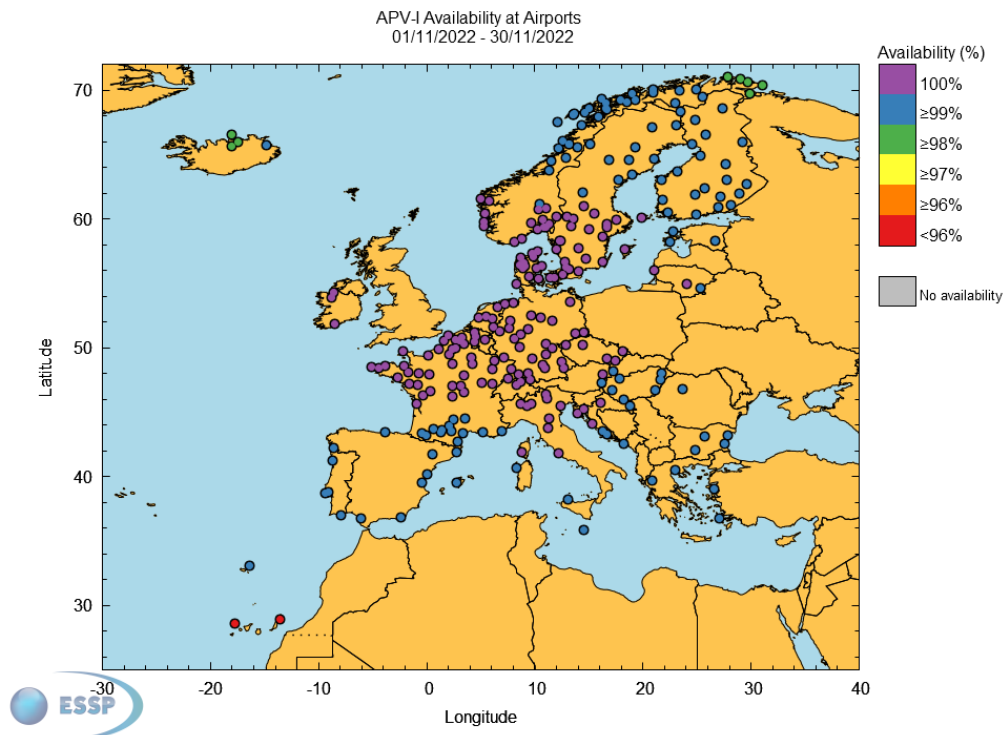


Figure 17 – EGNOS APV-I Availability at airports

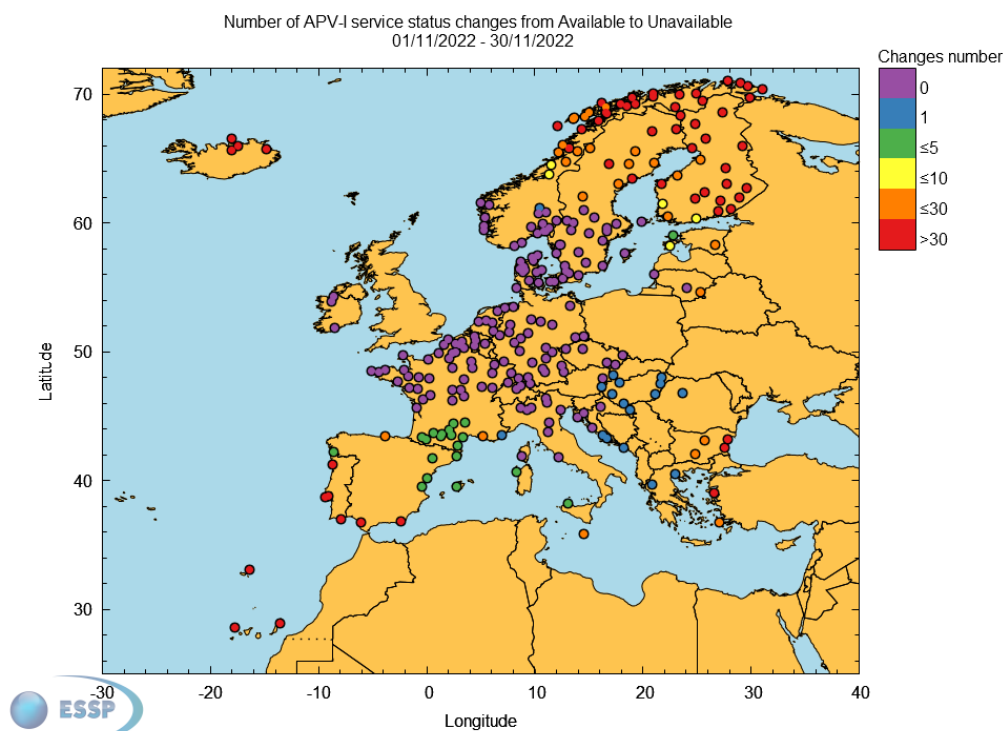


Figure 18 – EGNOS APV-I outages

See Appendix B for details of the APV-I Availability and Continuity at airports with published procedures using EGNOS.

### 3.3 EGNOS Localizer Performance with Vertical Guidance to a decision altitude of 200ft (LPV-200)

#### 3.3.1 EGNOS LPV-200 Availability

**EGNOS LPV-200 Availability** is defined as the percentage of epochs in a month in which the Protection Level are below Alert Limits for this LPV-200 service ( $HPL < 40m$  and  $VPL < 35m$ ) over the total period. This value corresponds to the performance obtained under fault-free conditions using all satellites in view.

The following picture presents the EGNOS LPV-200 Availability over the current month using GEO-combined maps for the operational EGNOS GEOs.

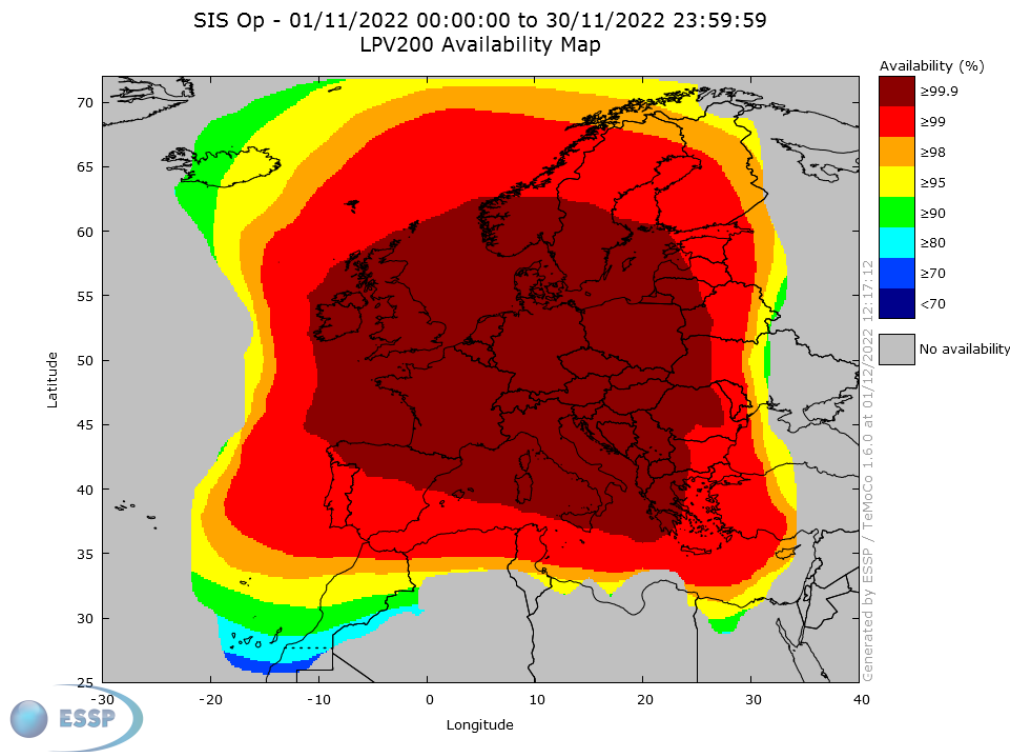


Figure 19 – EGNOS LPV-200 Availability

Below, the evolution of the daily LPV200 Availability (99%) compliance area is presented. The percentage is computed with respect to ECAC Landmasses within the SDD commitment area. The information is presented for the last 3 months.

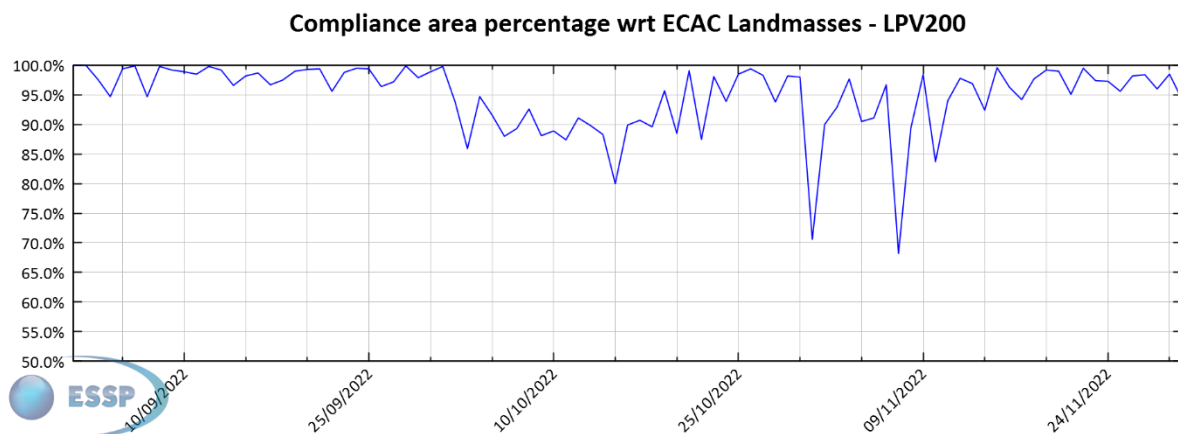


Figure 20 – EGNOS LPV-200 Availability compliance trend

### 3.3.2 EGNOS LPV-200 Continuity Risk

**EGNOS LPV-200 Continuity Risk** is defined as the result of dividing the total number of single continuity events using a time-sliding window of 15 seconds by the number of samples with valid and available LPV-200 navigation solution. A single continuity event occurs if the system is available at the start of the operation and in at least one of the following 15 seconds the system becomes not available. This value corresponds to the performance obtained under fault-free conditions using all satellites in view.

The following picture presents the EGNOS LPV-200 Continuity over the current month using GEO-combined maps for the operational EGNOS GEOs.

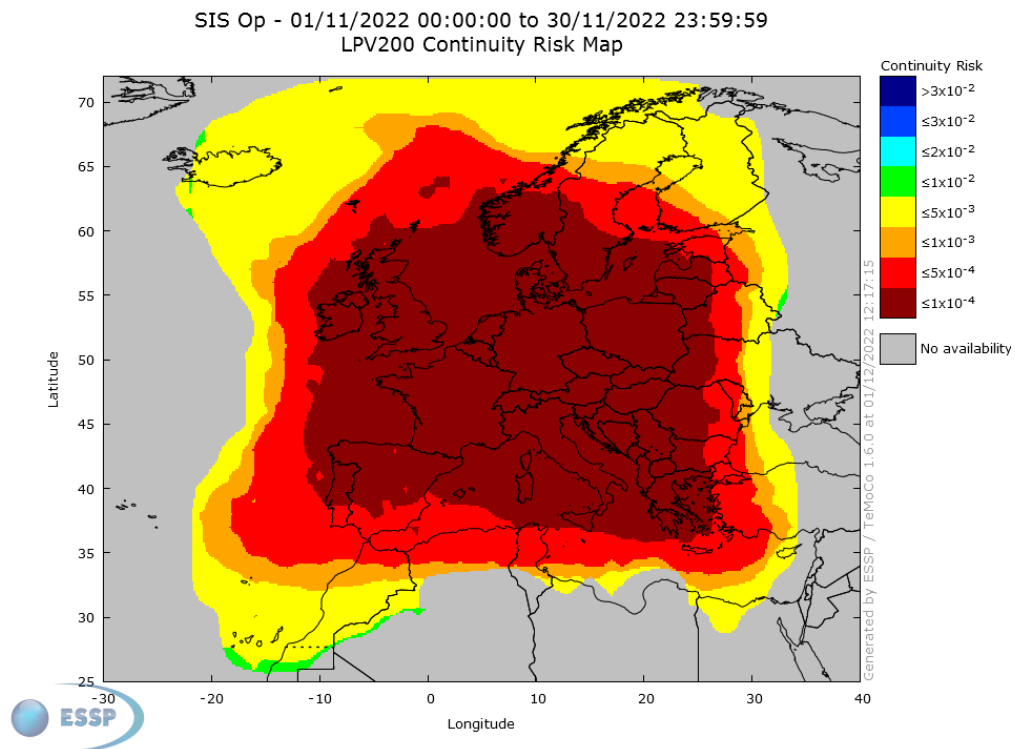


Figure 21 – EGNOS LPV-200 Continuity<sup>2</sup>

<sup>2</sup> The lack of additional performance levels in grey areas is due to the non-compliance in this region with the accuracy requirements imposed to LPV-200 service level. For more details please refer to section 6.3.3.1 of the EGNOS Safety of Life SDD [RD-2].



### 3.3.3 EGNOS LPV-200 Integrity

**EGNOS LPV-200 Integrity Event** is defined as an event when the Navigation System Error is greater or equal to the corresponding Protection Level for LPV-200.

No integrity event was detected.

**Safety Index** is defined as the relation between Navigation System Error versus Protection Level (assuming PA algorithms to compute  $xNSE$  and  $xPL$ ) for each second. In case of ratio  $xPE/xPL$  is over 1; it indicates that a Misleading Information situation has occurred.

The next figures provide the histogram for HSI (Horizontal Safety Index) and VSI (Vertical Safety Index) for each second when accumulating measurements from the different EGNOS stations over the current month. These histograms have considered that Protection Level is below LPV-200 Alarm Limit.

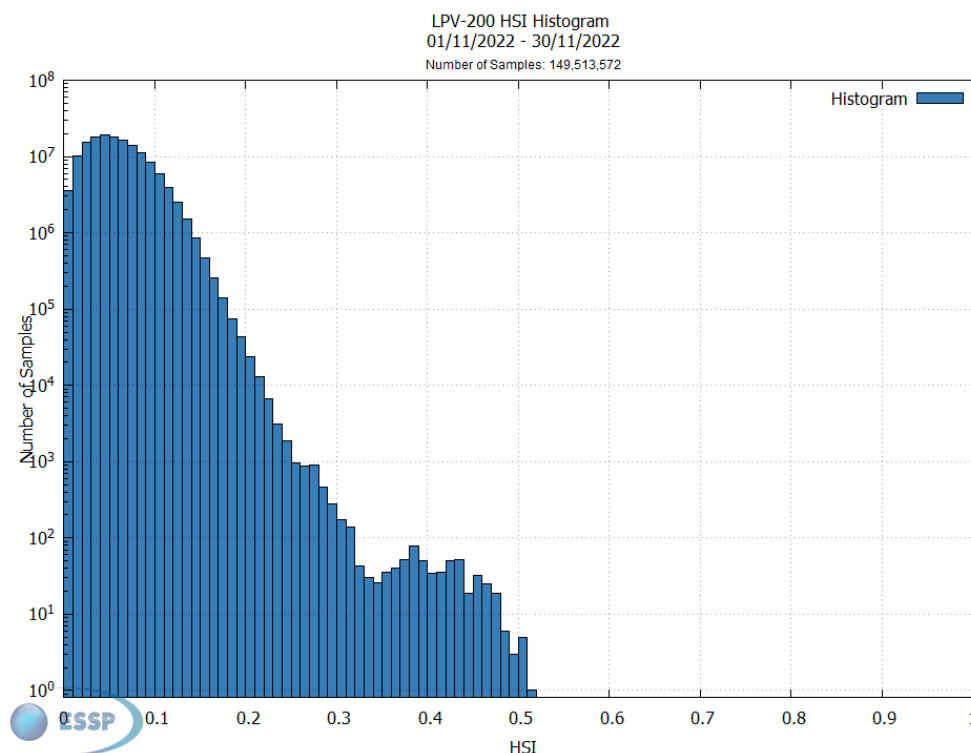


Figure 22 – EGNOS LPV-200 Horizontal Safety Index of the month

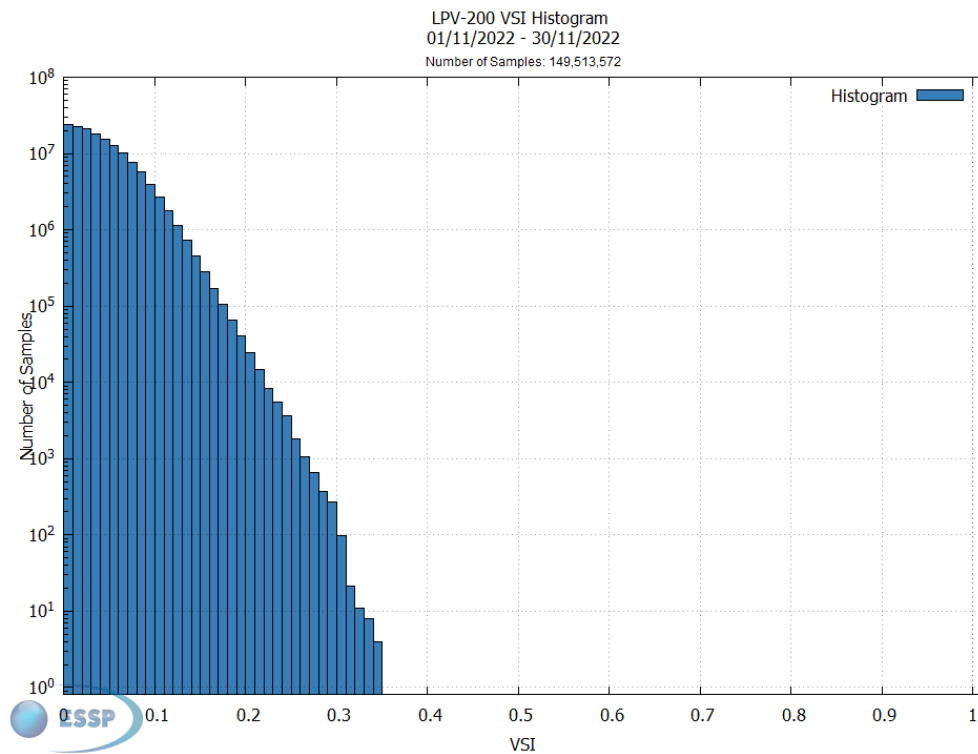


Figure 23 – EGNOS LPV-200 Vertical Safety Index of the month

### 3.3.4 EGNOS LPV-200 Accuracy

**EGNOS LPV-200 Accuracy** is reported as the 95<sup>th</sup> percentile of the Horizontal and Vertical Navigation System Error over the month, at the monitored sites when the LPV-200 service is available (HPL<40m and VPL<35m).

The following table shows the monthly LPV-200 Accuracy values in meters for the combined GEO satellite signal. See Appendix A for further details of the stations where LPV-200 Accuracy are reported.

| Station           | HNSE 95% (meters) | VNSE 95% (meters) | % of samples with LPV-200 service available |
|-------------------|-------------------|-------------------|---|
| Agadir            | 1.8               | 1.9               | 94.07%                                      |
| Aalborg           | 1.0               | 1.6               | 100.00%                                     |
| Alexandria        | 1.4               | 1.4               | 95.62%                                      |
| Athens            | 0.8               | 1.2               | 99.89%                                      |
| Berlin            | 0.9               | 1.4               | 100.00%                                     |
| Canary Islands    | 2.0               | 1.9               | 86.53%                                      |
| Cork              | 1.0               | 1.4               | 99.99%                                      |
| Catania           | 0.8               | 1.2               | 99.93%                                      |
| Djerba            | 1.1               | 1.2               | 98.77%                                      |
| Egilsstadir       | 0.9               | 1.7               | 96.88%                                      |
| Glasgow           | 1.0               | 1.4               | 99.97%                                      |
| Golbasi           | 0.9               | 1.4               | 98.10%                                      |
| Gavle             | 0.9               | 1.8               | 99.93%                                      |
| Jan Mayen         | 1.3               | 2.2               | 96.03%                                      |
| Lappeenranta      | 0.9               | 1.8               | 99.43%                                      |
| La Palma          | 1.7               | 1.8               | 87.15%                                      |
| Lisboa            | 1.2               | 1.6               | 99.80%                                      |
| Madeira           | 1.2               | 1.5               | 96.92%                                      |
| Malaga            | 1.0               | 1.3               | 99.58%                                      |
| Palma de Mallorca | 0.8               | 1.1               | 99.92%                                      |
| Reykjavik         | 1.1               | 1.9               | 92.04%                                      |
| Rome              | 0.8               | 1.3               | 100.00%                                     |
| S. de Compostela  | 1.1               | 1.2               | 99.90%                                      |
| Sofia             | 1.3               | 1.8               | 99.94%                                      |
| Swanwick          | 1.1               | 1.6               | 100.00%                                     |
| Toulouse          | 0.9               | 1.1               | 99.97%                                      |
| Trondheim         | 0.8               | 1.7               | 99.85%                                      |
| Tromsoe           | 1.1               | 2.3               | 98.24%                                      |
| Warsaw            | 0.9               | 1.5               | 100.00%                                     |
| Zurich            | 0.9               | 1.4               | 100.00%                                     |

Table 5 – EGNOS LPV-200 Accuracy (95%) and percentage of time in LPV-200 mode at reference stations

The next figures show the histogram and cumulative distribution function of HNSE (Horizontal Navigation System Error) and VNSE (Vertical Navigation System Error), which are computed at RIMS sites for each second over the current month.

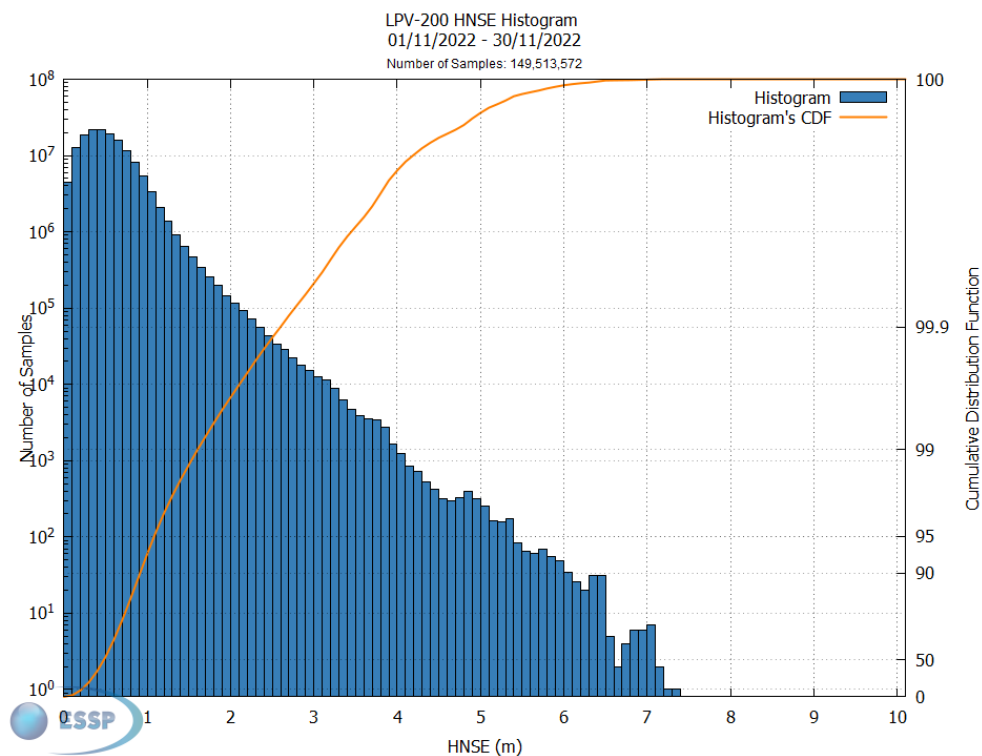


Figure 24 – EGNOS LPV-200 HNSE Histogram and Cumulative Probability

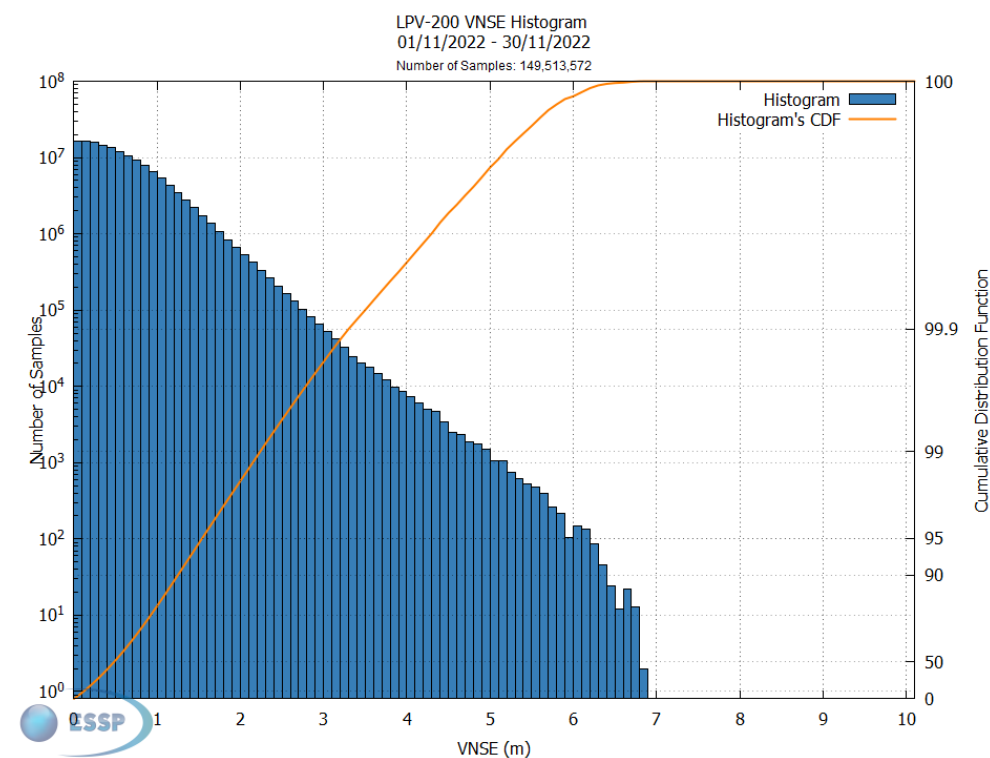


Figure 25 – EGNOS LPV-200 VNSE Histogram and Cumulative Probability

### 3.3.5 EGNOS LPV-200 Performance at airports

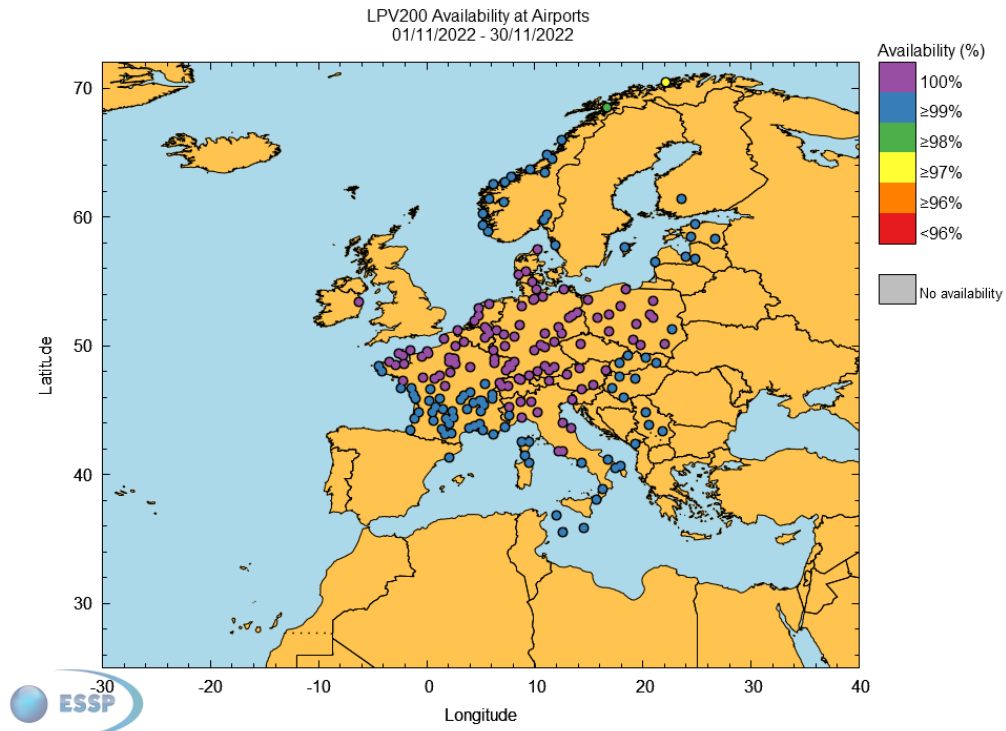


Figure 26 – EGNOS LPV-200 Availability at airports

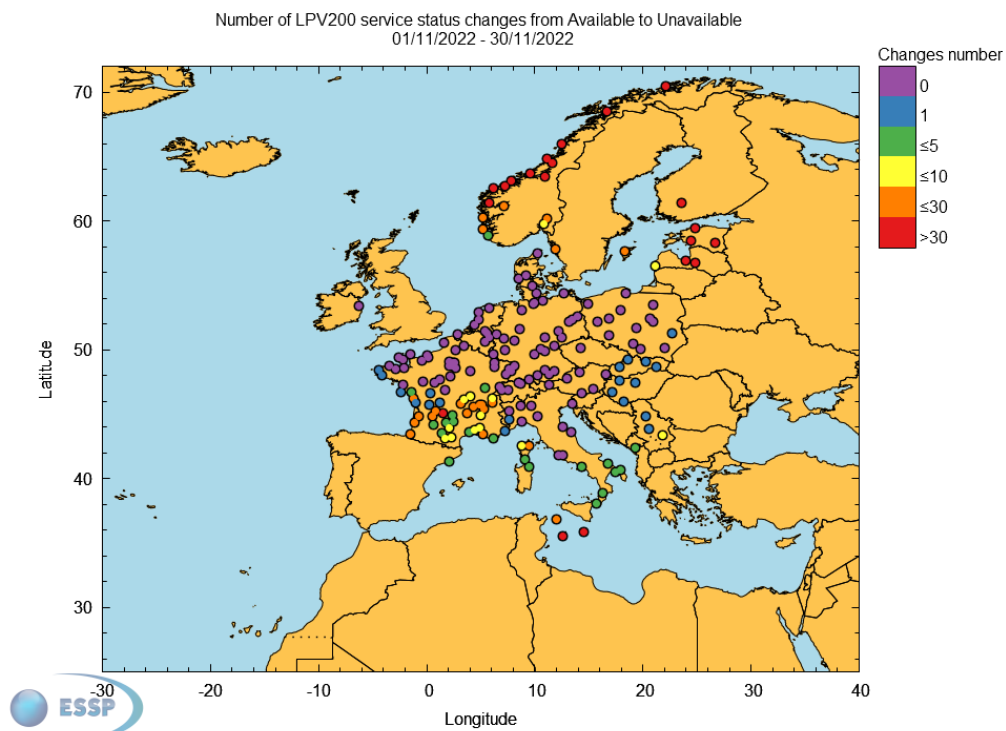


Figure 27 – EGNOS LPV-200 outages

See Appendix C for details of the LPV-200 Availability and Continuity at airports with published procedures using EGNOS.

## 4 EGNOS DATA ACCESS SERVICE (EDAS)

EDAS (EGNOS Data Access Service) offers internet-based access to EGNOS data [RD-3]. It is the single point of access for the data collected and generated by the EGNOS infrastructure composed of ground stations distributed over Europe and North Africa.

The main data provided by EDAS are:

- Raw GPS, GLONASS and EGNOS GEO observations and navigation data collected by the entire network of Ranging and Integrity Monitoring Stations (RIMS) and Navigation Land Earth Stations (NLES).
- EGNOS augmentation messages, as normally received by users via the EGNOS Geostationary satellites.

These data are provided through different EDAS Services in different formats in order to meet different set of applications and needs. For a description of the EDAS services, please refer to the EDAS SDD [RD-3].

Additional information on the EDAS services is available at the EDAS specific section of the EGNOS User Support website (<https://egnos-user-support.essp-sas.eu>), including the [EDAS services status in real-time](#).

Below, the performance of EDAS Services (please refer to the EDAS SDD [RD-3] for definition details) corresponding to November 2022 is presented:

- Availability: Percentage of time during which the service provides the data according to the specifications.
- Latency: Average of the percentile 95% latencies monitored for every 5 minutes period within the month.

| EDAS Service           |                   | Availability | Latency (ms) |
|------------------------|-------------------|--------------|--------------|
| Service Level 0        | -                 | 100.00%      | 757.60       |
| Service Level 2        | -                 | 100.00%      | 757.93       |
| Ntrip Service          | -                 | 100.00%      | 667.63       |
| SISNeT Service         | GEO Operational 1 | 99.99%       | 60.57        |
|                        | GEO Operational 2 | 100.00%      | 60.87        |
| Data Filtering Service | RIMS A            | 99.99%       | 684.57       |
|                        | Central           | 100.00%      | 469.28       |
|                        | MEDA              | 100.00%      | 480.47       |
|                        | North-East        | 100.00%      | 193.37       |
|                        | North-West        | 99.99%       | 594.20       |
|                        | South-West        | 100.00%      | 562.77       |
| FTP Service            | -                 | 100.00%      | N/A          |

Table 6 – Performance of EDAS Services

## 5 EGNOS TIME SERVICE

The EGNOS Time Service supports timing application by providing specific corrections that allow the tracing of EGNOS Network Time (ENT) to the physical realisation of the Coordinated Universal Time by Observatoire de Paris, UTC (OP).

The **EGNOS Time Service Availability**<sup>3</sup> is computed as the percentage of time per day in which it is possible to obtain the time solution referred to UTC scale by applying a valid offset between the EGNOS Network Time (ENT) and the UTC scale, provided through the EGNOS Message Type 12.

The EGNOS Time Service availability presented for the combination of both operational GEOs was almost 100% for all the month.

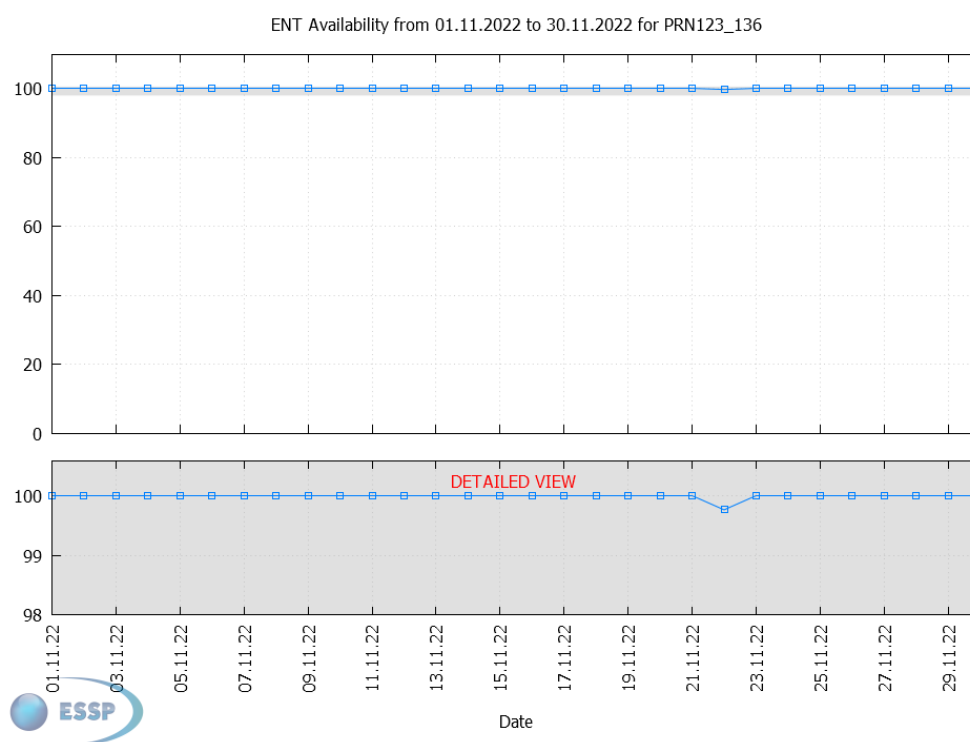


Figure 28 – EGNOS Time Service availability

The EGNOS Network Time is computed assuring its alignment with the GPS timescale, due to this requirement it must be satisfied that the offset between both timescales is below 50ns. The next figure shows the relative consistency of both ENT and GPS timescales from August 2022 to October 2022. It can be observed that the offset between them remains below 16 nanoseconds.

<sup>3</sup> EGNOS Time Service Availability is computed taking into account that it is not possible to obtain the time solution if the navigation solution cannot be computed. Therefore, if a SiS outage longer than 3 seconds happens the MT12 data will be set as invalid in order to simulate the unavailability of the receiver to compute the PVT solution and no Time Service will be available until a new valid MT12 is received. In order to take into account the user capability of switching from one operational GEO to the other in case of SiS outage, the EGNOS Time Service availability is computed over the combination of both GEOs.

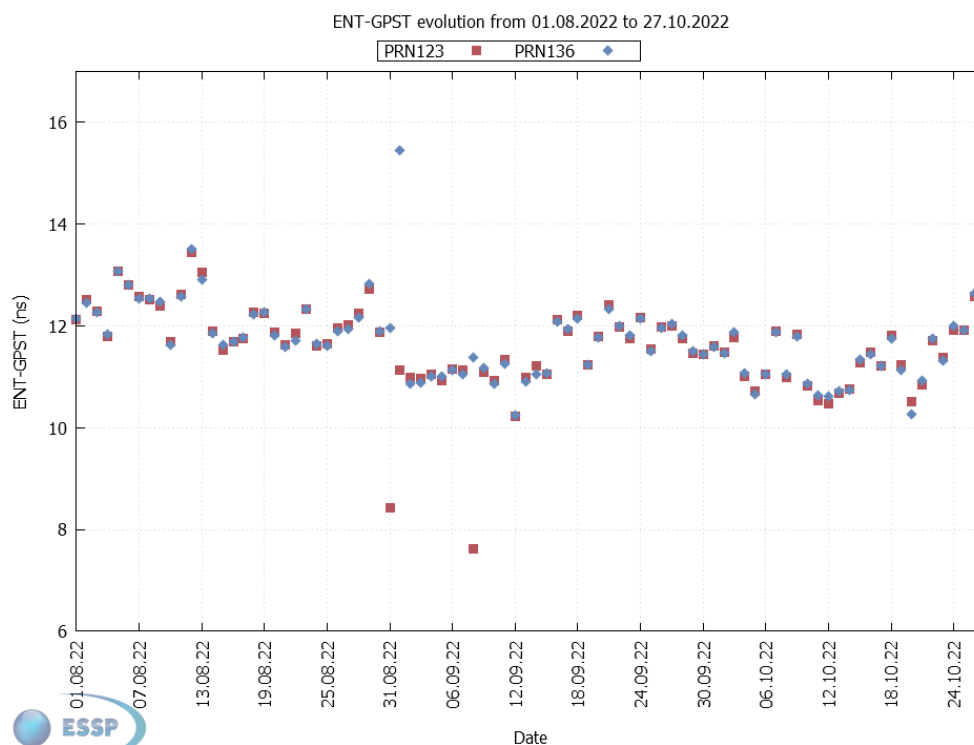


Figure 29 – ENT-GPS offset evolution



### FOR MORE INFORMATION

To get more information about EGNOS performance:

Please visit the EGNOS User Support website:

<https://egnos-user-support.essp-sas.eu>

or

Contact the EGNOS helpdesk:

[egnos-helpdesk@essp-sas.eu](mailto:egnos-helpdesk@essp-sas.eu)

+34 911 236 555

Or

Download the EGNOS app from the [App Store](#) or [Google Play](#)

### DISCLAIMER

All data and information (hereinafter the “Data”) provided within this document are for informational purposes only. This document does not provide the ESSP interpretation of the Data.

The European Union, as owner of EGNOS, and ESSP SAS, as EGNOS services provider, disclaim all warranties of any kind (whether express or implied) to any party and/or for any use of the Data including, but not limited to, their accuracy, integrity, reliability and fitness for a particular purpose or user requirements.

By using the Data, the user agrees that the European Union and ESSP SAS shall not be held liable for any direct or indirect or consequential loss or damage (such as loss of profits, business, contracts, anticipated savings, goodwill or revenue) resulting from the use, misuse or inability to use the Data.

Text and pictures that are part of the Data may be protected by property rights. Any use shall require the prior written agreement of ESSP SAS.

## APPENDIX A RECEIVER MONITORING NETWORK

The receiver network used to report EGNOS performances in this document is based on the EGNOS monitoring stations (RIMS).

Next map shows the location of this receiver monitoring network, used in this report to present the EGNOS performances:

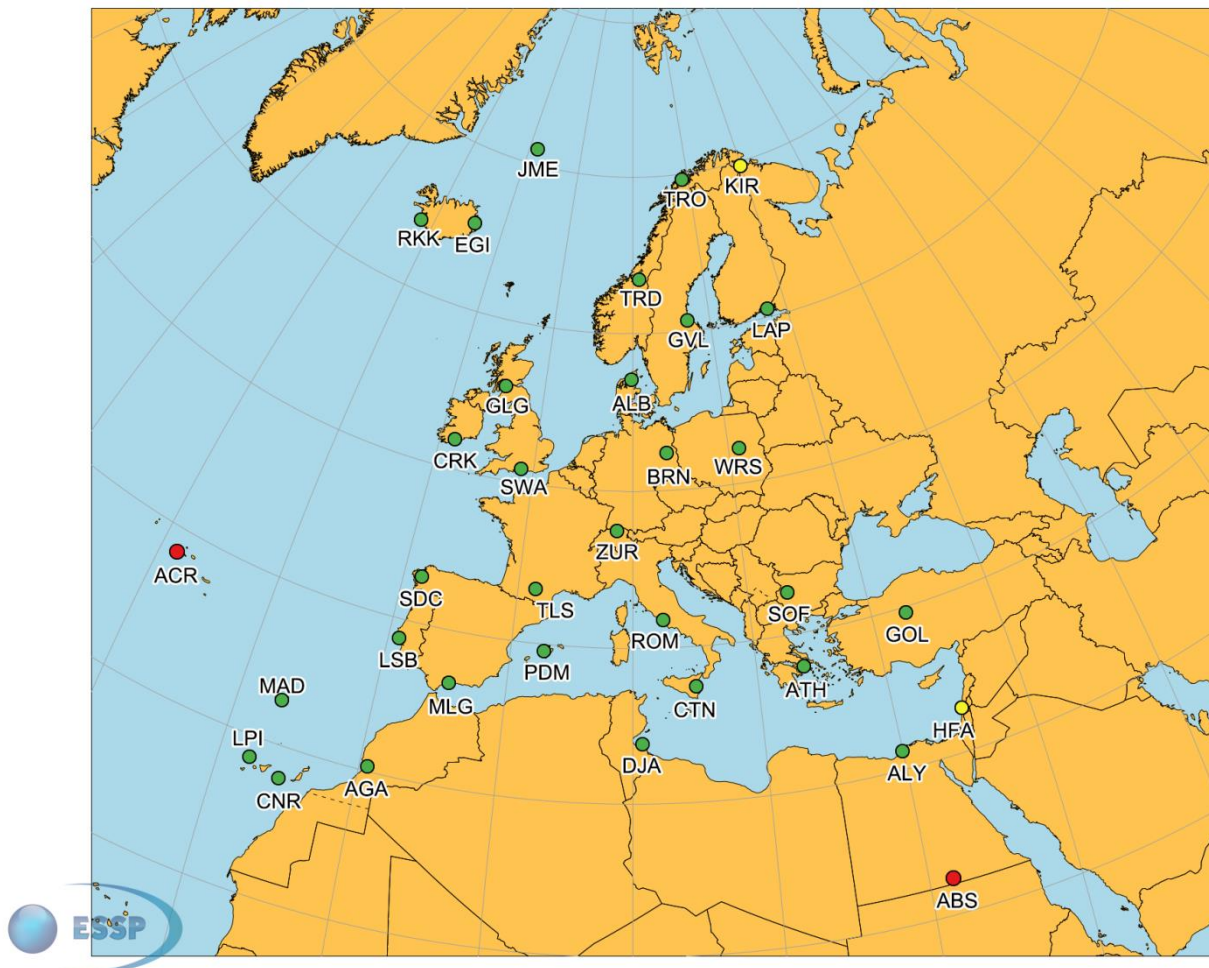


Figure 30 – EGNOS RIMS sites used in this report

The stations in green colour are used to report LPV-200.

The stations in green and yellow colour are used to report APV-I.

The stations in green and yellow are used to report Open Service results.

Performances corresponding to NPA include all the stations (green, yellow and red colours).

Next table shows the name and location of each one, also represents which service is used in each of them.

| Id  | Location name          | Country        | APV-I | LPV-200 | OS | NPA |
|-----|------------------------|----------------|-------|---------|----|-----|
| ABS | RIMS Abu Simbel        | Egypt          |       |         |    | X   |
| ACR | RIMS Azores            | Portugal       |       |         |    | X   |
| ALB | RIMS Aalborg           | Denmark        | X     | X       | X  | X   |
| AGA | RIMS Agadir            | Morocco        | X     | X       | X  | X   |
| ALY | RIMS Alexandria        | Egypt          | X     | X       | X  | X   |
| ATH | RIMS Athens            | Greece         | X     | X       | X  | X   |
| BRN | RIMS Berlin            | Germany        | X     | X       | X  | X   |
| CNR | RIMS Canary Isl.       | Spain          | X     | X       | X  | X   |
| CRK | RIMS Cork              | Ireland        | X     | X       | X  | X   |
| CTN | RIMS Catania           | Italy          | X     | X       | X  | X   |
| DJA | RIMS Djerba            | Tunisia        | X     | X       | X  | X   |
| EGI | RIMS Egilsstadir       | Iceland        | X     | X       | X  | X   |
| GLG | RIMS Glasgow           | United Kingdom | X     | X       | X  | X   |
| GOL | RIMS Golbasi           | Turkey         | X     | X       | X  | X   |
| GVL | RIMS Gavle             | Sweden         | X     | X       | X  | X   |
| HFA | RIMS Haifa             | Israel         | X     |         | X  | X   |
| JME | RIMS Jan Mayen         | Norway         | X     | X       | X  | X   |
| KIR | RIMS Kirkenes          | Norway         | X     |         | X  | X   |
| LAP | RIMS Lappeenranta      | Finland        | X     | X       | X  | X   |
| LPI | RIMS La Palma          | Spain          | X     | X       | X  | X   |
| LSB | RIMS Lisbon            | Portugal       | X     | X       | X  | X   |
| MAD | RIMS Madeira           | Portugal       | X     | X       | X  | X   |
| MLG | RIMS Malaga            | Spain          | X     | X       | X  | X   |
| PDM | RIMS Palma de Mallorca | Spain          | X     | X       | X  | X   |
| RKK | RIMS Reykjavik         | Iceland        | X     | X       | X  | X   |
| ROM | RIMS Rome              | Italy          | X     | X       | X  | X   |
| SDC | RIMS S. de Compostela  | Spain          | X     | X       | X  | X   |
| SOF | RIMS Sofia             | Bulgaria       | X     | X       | X  | X   |
| SWA | RIMS Swanwick          | United Kingdom | X     | X       | X  | X   |
| TLS | RIMS Toulouse          | France         | X     | X       | X  | X   |
| TRD | RIMS Trondheim         | Norway         | X     | X       | X  | X   |
| TRO | RIMS Tromsoe           | Norway         | X     | X       | X  | X   |
| WRS | RIMS Warsaw            | Poland         | X     | X       | X  | X   |
| ZUR | RIMS Zurich            | Switzerland    | X     | X       | X  | X   |

Table 7 – List of sites where performances are reported

Note that for the computation of the different histograms presented in this document, some periods may have been removed, corresponding to stations presenting bad quality of data linked to local environment.

## APPENDIX B EGNOS APV-I PERFORMANCE AT AIRPORTS

The table reports APV-I Availability and Continuity at airports with published procedures using EGNOS. These values correspond to the performance obtained under fault-free conditions using all satellites in view:

| Airports                          | Country | Monthly APV-I Availability | Monthly APV-I Continuity Risk | Outages | Publication date of first APV-I procedure | APV-I Availability since procedure publication | APV-I Continuity Risk since procedure publication |
|-----------------------------------|---------|----------------------------|-------------------------------|---------|---|--|---|
| BIAR / Akureyri                   | Iceland | 98.28%                     | 9.43E-04                      | 468     | 21/05/2020                                | 99.05%   | 5.87E-04  |
| BIGR / Grimsey                    | Iceland | 98.02%                     | 1.10E-03                      | 640     | 22/04/2021                                | 99.19%   | 5.30E-04  |
| BIHU / Husavik                    | Iceland | 98.40%                     | 8.97E-04                      | 385     | 29/03/2019                                | 99.17%   | 5.49E-04  |
| BIVO / Vopnafjörður               | Iceland | 99.02%                     | 6.82E-04                      | 349     | 22/04/2021                                | 99.64%   | 2.42E-04  |
| DT71/ Cles Helipad                | Italy   | 100.00%                    | 0.00E+00                      | 0       | 30/01/2020                                | 100.00%  | 2.52E-06  |
| EBAW / Antwerpen / Deurne         | Belgium | 100.00%                    | 0.00E+00                      | 0       | 10/12/2015                                | 99.99%   | 7.08E-06  |
| EBBR / Brussels-National          | Belgium | 100.00%                    | 0.00E+00                      | 0       | 02/03/2017                                | 99.99%   | 6.35E-06  |
| EBCI / Charleroi / Brussels South | Belgium | 100.00%                    | 0.00E+00                      | 0       | 31/03/2016                                | 99.99%   | 5.36E-06  |
| EBKT / Kortrijk/Wevelgem          | Belgium | 100.00%                    | 0.00E+00                      | 0       | 09/11/2017                                | 99.99%   | 6.53E-06  |
| EBLG / Liège                      | Belgium | 100.00%                    | 0.00E+00                      | 0       | 13/10/2016                                | 99.99%   | 5.39E-06  |
| EDAB / Bautzen                    | Germany | 100.00%                    | 0.00E+00                      | 0       | 27/04/2017                                | 99.94%   | 1.38E-05  |
| EDBM / Magdeburg/City             | Germany | 100.00%                    | 0.00E+00                      | 0       | 13/12/2012                                | 99.94%   | 1.42E-05  |
| EDBN / Neubrandenburg             | Germany | 100.00%                    | 0.00E+00                      | 0       | 02/04/2015                                | 99.99%   | 1.04E-05  |
| EDDC / Dresden                    | Germany | 100.00%                    | 0.00E+00                      | 0       | 15/12/2011                                | 99.94%   | 1.28E-05  |
| EDDF / Frankfurt Main             | Germany | 100.00%                    | 0.00E+00                      | 0       | 15/12/2011                                | 99.95%   | 1.09E-05  |
| EDDG / Münster/Osnabrück          | Germany | 100.00%                    | 0.00E+00                      | 0       | 15/12/2011                                | 99.94%   | 1.28E-05  |
| EDDL / Düsseldorf                 | Germany | 100.00%                    | 0.00E+00                      | 0       | 15/12/2011                                | 99.94%   | 1.09E-05  |
| EDDN / Nürnberg                   | Germany | 100.00%                    | 0.00E+00                      | 0       | 15/12/2011                                | 99.95%   | 1.05E-05  |
| EDDR / Saarbrücken                | Germany | 100.00%                    | 0.00E+00                      | 0       | 01/03/2018                                | 99.99%   | 4.60E-06  |
| EDDV / Hannover                   | Germany | 100.00%                    | 0.00E+00                      | 0       | 15/12/2011                                | 99.94%   | 1.37E-05  |
| EDFQ / Allendorf/Eder             | Germany | 100.00%                    | 0.00E+00                      | 0       | 21/08/2014                                | 99.94%   | 1.11E-05  |
| EDGS / Siegerland                 | Germany | 100.00%                    | 0.00E+00                      | 0       | 12/10/2017                                | 99.99%   | 6.14E-06  |
| EDLV / Niederrhein                | Germany | 100.00%                    | 0.00E+00                      | 0       | 23/06/2016                                | 99.99%   | 6.41E-06  |
| EDLW / Dortmund                   | Germany | 100.00%                    | 0.00E+00                      | 0       | 12/12/2013                                | 99.94%   | 1.20E-05  |
| EDMA / Augsburg                   | Germany | 100.00%                    | 0.00E+00                      | 0       | 15/12/2011                                | 99.94%   | 1.31E-05  |
| EDME / Eggenfelden                | Germany | 100.00%                    | 0.00E+00                      | 0       | 11/12/2014                                | 99.94%   | 1.41E-05  |
| EDMS / Straubing                  | Germany | 100.00%                    | 0.00E+00                      | 0       | 11/12/2014                                | 99.94%   | 1.21E-05  |
| EDPR / Donauwörth                 | Germany | 100.00%                    | 0.00E+00                      | 0       | 08/12/2016                                | 99.99%   | 5.03E-06  |
| EDQC / Coburg-Brandensteinebene   | Germany | 100.00%                    | 0.00E+00                      | 0       | 11/12/2014                                | 99.95%   | 1.00E-05  |

| Airports                              | Country | Monthly APV-I Availability | Monthly APV-I Continuity Risk | Outages | Publication date of first APV-I procedure | APV-I Availability since procedure publication | APV-I Continuity Risk since procedure publication |
|---------------------------------------|---------|----------------------------|-------------------------------|---------|---|--|---|
| EDQD / Bayreuth                       | Germany | 100.00%                    | 0.00E+00                      | 0       | 15/12/2011                                | 99.95%   | 1.05E-05  |
| EDTD / Donaueschingen-Villingen       | Germany | 100.00%                    | 0.00E+00                      | 0       | 11/12/2014                                | 99.94%   | 1.31E-05  |
| EDTL / Lahr                           | Germany | 100.00%                    | 0.00E+00                      | 0       | 23/06/2016                                | 99.99%   | 6.60E-06  |
| EDTM / Mengen-Hohentengen             | Germany | 100.00%                    | 0.00E+00                      | 0       | 11/12/2014                                | 99.94%   | 1.40E-05  |
| EDTY / Schwäbisch-Hall                | Germany | 100.00%                    | 0.00E+00                      | 0       | 13/12/2012                                | 99.95%   | 1.18E-05  |
| EDVE / Braunschweig-Wolfsburg         | Germany | 100.00%                    | 0.00E+00                      | 0       | 18/10/2012                                | 99.94%   | 1.40E-05  |
| EDVK / Kassel-Calden                  | Germany | 100.00%                    | 0.00E+00                      | 0       | 04/04/2013                                | 99.97%   | 8.47E-06  |
| EDWE / Emden                          | Germany | 100.00%                    | 0.00E+00                      | 0       | 30/05/2013                                | 99.98%   | 9.76E-06  |
| EDWI / Wilhelmshaven JadeWeserAirport | Germany | 100.00%                    | 0.00E+00                      | 0       | 15/12/2011                                | 99.93%   | 1.36E-05  |
| EDXW / Sylt                           | Germany | 100.00%                    | 0.00E+00                      | 0       | 10/12/2015                                | 99.98%   | 1.11E-05  |
| EEKA / Kärldla                        | Estonia | 99.99%                     | 1.16E-05                      | 2       | 31/01/2019                                | 99.97%   | 1.90E-05  |
| EEKE / Kuressaare                     | Estonia | 99.99%                     | 1.93E-05                      | 10      | 02/03/2017                                | 99.98%   | 1.77E-05  |
| EETU / Tartu                          | Estonia | 99.89%                     | 5.48E-05                      | 19      | 18/07/2019                                | 99.94%   | 3.91E-05  |
| EFET / Enontekiö                      | Finland | 99.53%                     | 2.16E-04                      | 62      | 07/12/2017                                | 99.82%   | 1.53E-04  |
| EFHA / Halli                          | Finland | 99.87%                     | 8.38E-05                      | 31      | 03/12/2020                                | 99.94%   | 4.22E-05  |
| EFHK / Helsinki-Vantaa                | Finland | 99.90%                     | 3.09E-05                      | 8       | 27/02/2020                                | 99.95%   | 4.13E-05  |
| EFIV / Ivalo                          | Finland | 99.20%                     | 3.22E-04                      | 111     | 07/12/2017                                | 99.51%   | 4.04E-04  |
| EFJO / Joensuu                        | Finland | 99.56%                     | 1.80E-04                      | 61      | 12/12/2013                                | 99.74%   | 1.63E-04  |
| EFJY / Jyväskylä                      | Finland | 99.83%                     | 1.13E-04                      | 40      | 07/12/2017                                | 99.92%   | 6.37E-05  |
| EFKE / Kemi-Tornio                    | Finland | 99.71%                     | 1.35E-04                      | 72      | 07/12/2017                                | 99.90%   | 1.04E-04  |
| EFKI / Kajaani                        | Finland | 99.65%                     | 1.97E-04                      | 72      | 07/12/2017                                | 99.84%   | 1.31E-04  |
| EFKK / Kokkola-Pietarsaari            | Finland | 99.85%                     | 6.14E-05                      | 13      | 07/12/2017                                | 99.95%   | 4.66E-05  |
| EFKS / Kuusamo                        | Finland | 99.47%                     | 2.01E-04                      | 90      | 07/12/2017                                | 99.57%   | 3.45E-04  |
| EFKT / Kittilä                        | Finland | 99.55%                     | 1.79E-04                      | 59      | 07/12/2017                                | 99.80%   | 1.66E-04  |
| EFKU / Kuopio                         | Finland | 99.70%                     | 2.09E-04                      | 100     | 07/12/2017                                | 99.86%   | 1.02E-04  |
| EFLP / Lappeenranta                   | Finland | 99.76%                     | 1.25E-04                      | 41      | 07/12/2017                                | 99.86%   | 8.86E-05  |
| EFMA / Mariehamn                      | Finland | 100.00%                    | 0.00E+00                      | 0       | 29/03/2019                                | 99.97%   | 1.36E-05  |
| EFMI / Mikkeli                        | Finland | 99.79%                     | 1.09E-04                      | 47      | 27/01/2022                                | 99.92%   | 4.00E-05  |
| EFOU / Oulu                           | Finland | 99.73%                     | 1.09E-04                      | 23      | 07/12/2017                                | 99.91%   | 8.46E-05  |
| EFPO / Pori                           | Finland | 99.94%                     | 2.59E-05                      | 7       | 07/12/2017                                | 99.96%   | 2.52E-05  |
| EFRO / Rovaniemi                      | Finland | 99.60%                     | 1.65E-04                      | 50      | 07/12/2017                                | 99.82%   | 1.67E-04  |

| Airports                        | Country     | Monthly APV-I Availability | Monthly APV-I Continuity Risk | Outages | Publication date of first APV-I procedure | APV-I Availability since procedure publication | APV-I Continuity Risk since procedure publication |
|---------------------------------|-------------|----------------------------|-------------------------------|---------|---|--|---|
| EFSA / Savonlinna               | Finland     | 99.63%                     | 1.95E-04                      | 83      | 07/12/2017                                | 99.82%   | 1.16E-04  |
| EFTU / Turku                    | Finland     | 99.98%                     | 3.94E-05                      | 18      | 07/12/2017                                | 99.97%   | 2.11E-05  |
| EFUT / Utti                     | Finland     | 99.82%                     | 1.36E-04                      | 62      | 28/01/2021                                | 99.93%   | 5.31E-05  |
| EFVA / Vaasa                    | Finland     | 99.90%                     | 7.49E-05                      | 36      | 07/12/2017                                | 99.96%   | 3.56E-05  |
| EGJA / Alderney                 | Guernsey    | 100.00%                    | 0.00E+00                      | 0       | 07/12/2011                                | 99.94%   | 1.20E-05  |
| EHAM / Amsterdam                | Netherlands | 100.00%                    | 0.00E+00                      | 0       | 13/11/2014                                | 99.99%   | 7.79E-06  |
| EHGG / Eelde                    | Netherlands | 100.00%                    | 0.00E+00                      | 0       | 13/11/2014                                | 99.98%   | 1.00E-05  |
| EHLE / Lelystad                 | Netherlands | 100.00%                    | 0.00E+00                      | 0       | 05/12/2019                                | 99.99%   | 4.44E-06  |
| EHTe / Teuge                    | Netherlands | 100.00%                    | 0.00E+00                      | 0       | 13/11/2014                                | 99.99%   | 8.10E-06  |
| EICK / Cork Airport             | Netherlands | 100.00%                    | 0.00E+00                      | 0       | 16/08/2018                                | 99.96%   | 2.73E-05  |
| EIKN / Ireland West Airport     | Ireland     | 100.00%                    | 0.00E+00                      | 0       | 25/03/2021                                | 99.99%   | 1.17E-05  |
| EISG / Sligo                    | Ireland     | 100.00%                    | 0.00E+00                      | 0       | 25/03/2021                                | 99.99%   | 1.01E-05  |
| EKAH / Aarhus                   | Ireland     | 100.00%                    | 0.00E+00                      | 0       | 05/03/2015                                | 99.98%   | 1.14E-05  |
| EKAL / Ålborg hospital Mølholm  | Denmark     | 100.00%                    | 0.00E+00                      | 0       | 03/11/2022                                | 100.00%  | 0.00E+00  |
| EKHS / Saltum heliport          | Denmark     | 100.00%                    | 0.00E+00                      | 0       | 03/11/2022                                | 100.00%  | 0.00E+00  |
| EKKA / Karup                    | Denmark     | 100.00%                    | 0.00E+00                      | 0       | 02/04/2015                                | 99.98%   | 1.12E-05  |
| EKKH / Kolding hospital         | Denmark     | 100.00%                    | 0.00E+00                      | 0       | 03/11/2022                                | 100.00%  | 0.00E+00  |
| EKNH / Holsterbro HEMS          | Denmark     | 100.00%                    | 0.00E+00                      | 0       | 03/11/2022                                | 100.00%  | 0.00E+00  |
| EKOH / Odense Hospital          | Denmark     | 100.00%                    | 0.00E+00                      | 0       | 03/11/2022                                | 100.00%  | 0.00E+00  |
| EKRG / Gødstrup hospital        | Denmark     | 100.00%                    | 0.00E+00                      | 0       | 03/11/2022                                | 100.00%  | 0.00E+00  |
| EKRH / Rigshospitalet København | Denmark     | 100.00%                    | 0.00E+00                      | 0       | 03/11/2022                                | 100.00%  | 0.00E+00  |
| EKRS / Ringsted HEMS            | Denmark     | 100.00%                    | 0.00E+00                      | 0       | 03/11/2022                                | 100.00%  | 0.00E+00  |
| EKSE /                          | Denmark     | 100.00%                    | 0.00E+00                      | 0       | 03/11/2022                                | 100.00%  | 0.00E+00  |
| EKSH / Skejby Ålborg hospital   | Denmark     | 100.00%                    | 0.00E+00                      | 0       | 03/11/2022                                | 100.00%  | 0.00E+00  |
| EKSK / Skive HEMS               | Denmark     | 100.00%                    | 0.00E+00                      | 0       | 03/11/2022                                | 100.00%  | 0.00E+00  |
| EKSN / Sindal                   | Denmark     | 100.00%                    | 0.00E+00                      | 0       | 18/06/2020                                | 99.99%   | 7.62E-06  |
| ENAN / Andøya/Andenes           | Norway      | 99.64%                     | 1.70E-04                      | 46      | 02/04/2015                                | 99.83%   | 1.10E-04  |
| ENAR / Arendal hospital         | Norway      | 100.00%                    | 0.00E+00                      | 0       | 20/05/2021                                | 100.00%  | 3.27E-06  |
| ENAT / Alta                     | Norway      | 99.31%                     | 3.47E-04                      | 164     | 08/09/2022                                | 99.42%   | 3.32E-04  |
| ENBG / Bergen Gronneviksoren    | Norway      | 100.00%                    | 0.00E+00                      | 0       | 20/05/2021                                | 99.99%   | 4.34E-06  |
| ENBL / Førde/Bringeland         | Norway      | 100.00%                    | 0.00E+00                      | 0       | 28/05/2015                                | 99.97%   | 1.95E-05  |
| ENBN /                          | Norway      | 99.88%                     | 7.38E-05                      | 17      | 08/12/2016                                | 99.96%   | 3.76E-05  |



| Airports                          | Country | Monthly APV-I Availability | Monthly APV-I Continuity Risk | Outages | Publication date of first APV-I procedure | APV-I Availability since procedure publication | APV-I Continuity Risk since procedure publication |
|-----------------------------------|---------|----------------------------|-------------------------------|---------|---|--|---|
| Brønnøysund/Brønnøy               |         |                            |                               |         |   |  |   |
| ENBO / Bodo                       | Norway  | 99.79%                     | 9.70E-05                      | 36      | 06/12/2018                                | 99.91%   | 7.30E-05  |
| ENBS / Båtsfjord                  | Norway  | 98.34%                     | 8.07E-04                      | 361     | 02/12/2021                                | 98.73%   | 7.83E-04  |
| ENBV / Berlevåg                   | Norway  | 98.33%                     | 8.59E-04                      | 382     | 02/12/2021                                | 98.77%   | 7.48E-04  |
| ENCN / Kristiansand/Kjevik        | Norway  | 100.00%                    | 0.00E+00                      | 0       | 03/03/2016                                | 99.98%   | 1.37E-05  |
| ENDU / Bardufoss                  | Norway  | 99.61%                     | 1.78E-04                      | 47      | 26/04/2018                                | 99.85%   | 1.23E-04  |
| ENEV / Evenes                     | Norway  | 99.68%                     | 1.17E-04                      | 38      | 30/03/2017                                | 99.87%   | 9.85E-05  |
| ENFL / Florø                      | Norway  | 100.00%                    | 0.00E+00                      | 0       | 02/04/2015                                | 99.97%   | 2.12E-05  |
| ENHT / Hattfjelldal               | Norway  | 99.87%                     | 8.04E-05                      | 24      | 20/05/2021                                | 99.98%   | 2.71E-05  |
| ENHX / Haugesund Hospital         | Norway  | 100.00%                    | 0.00E+00                      | 0       | 17/06/2021                                | 100.00%  | 4.03E-06  |
| ENKG / Kongsvinger Hospital       | Norway  | 100.00%                    | 0.00E+00                      | 0       | 17/06/2021                                | 100.00%  | 6.88E-06  |
| ENKR / Kirkenes/Hoybuktnoen       | Norway  | 98.63%                     | 7.56E-04                      | 273     | 27/04/2017                                | 98.82%   | 7.38E-04  |
| ENLH / Lillehammer Hospital       | Norway  | 99.99%                     | 5.79E-06                      | 1       | 17/06/2021                                | 100.00%  | 7.46E-06  |
| ENLK / Leknes                     | Norway  | 99.75%                     | 1.01E-04                      | 30      | 02/02/2017                                | 99.89%   | 8.06E-05  |
| ENMH / Mehamn                     | Norway  | 98.45%                     | 8.20E-04                      | 354     | 29/03/2019                                | 98.79%   | 7.96E-04  |
| ENMS / Mosjøen/Kjærstad           | Norway  | 99.87%                     | 9.12E-05                      | 21      | 30/03/2017                                | 99.95%   | 4.37E-05  |
| ENNA / Lakselv/Banak              | Norway  | 99.15%                     | 3.88E-04                      | 140     | 21/04/2022                                | 99.61%   | 2.46E-04  |
| ENNH / Namsos Hospital            | Norway  | 99.94%                     | 3.55E-05                      | 8       | 17/06/2021                                | 99.99%   | 1.30E-05  |
| ENRS / Røst                       | Norway  | 99.79%                     | 1.23E-04                      | 37      | 06/03/2014                                | 99.87%   | 8.38E-05  |
| ENRY / Moss/Rygge                 | Norway  | 100.00%                    | 0.00E+00                      | 0       | 10/12/2015                                | 99.98%   | 1.45E-05  |
| ENSH / Svolvær/Helle              | Norway  | 99.75%                     | 9.63E-05                      | 30      | 08/12/2016                                | 99.89%   | 8.29E-05  |
| ENSK / Stokmarknes/Skagen         | Norway  | 99.70%                     | 1.06E-04                      | 27      | 08/12/2016                                | 99.87%   | 9.32E-05  |
| ENSO / Stord/Sørstokken           | Norway  | 100.00%                    | 0.00E+00                      | 0       | 03/03/2016                                | 99.97%   | 1.72E-05  |
| ENSP / Kalnes Hospital            | Norway  | 100.00%                    | 0.00E+00                      | 0       | 17/06/2021                                | 100.00%  | 3.50E-06  |
| ENSR / Sorkjosen                  | Norway  | 99.48%                     | 2.66E-04                      | 87      | 20/05/2021                                | 99.80%   | 1.43E-04  |
| ENSS / Vardø/Svartnes             | Norway  | 98.16%                     | 9.11E-04                      | 439     | 03/12/2020                                | 98.61%   | 7.90E-04  |
| ENTH / Thisted hospital           | Norway  | 100.00%                    | 0.00E+00                      | 0       | 03/11/2022                                | 100.00%  | 0.00E+00  |
| ENTO / Sandefjord/Torp            | Norway  | 100.00%                    | 0.00E+00                      | 0       | 20/08/2015                                | 99.98%   | 1.42E-05  |
| ENTU / Tromsø Univeristy Hospital | Norway  | 99.55%                     | 1.99E-04                      | 57      | 17/06/2021                                | 99.83%   | 1.06E-04  |
| ENUH / Ullevaal                   | Norway  | 100.00%                    | 0.00E+00                      | 0       | 20/05/2021                                | 100.00%  | 4.22E-06  |
| ENXXZHO / Hov                     |         | 100.00%                    | 0.00E+00                      | 0       | 03/11/2022                                | 100.00%  | 0.00E+00  |
| ENYY / Levanger Hospital          | Norway  | 99.96%                     | 2.89E-05                      | 6       | 17/06/2021                                | 99.99%   | 8.75E-06  |

| Airports                                 | Country | Monthly APV-I Availability | Monthly APV-I Continuity Risk | Outages | Publication date of first APV-I procedure | APV-I Availability since procedure publication | APV-I Continuity Risk since procedure publication |
|--|---------|----------------------------|-------------------------------|---------|---|--|---|
| ESCM / Uppsala                           | Sweden  | 100.00%                    | 0.00E+00                      | 0       | 21/05/2020                                | 99.99%   | 9.85E-06  |
| ESEN / Trollhattan / Nal sjukhus         | Sweden  | 100.00%                    | 0.00E+00                      | 0       | 16/06/2022                                | 100.00%  | 0.00E+00  |
| ESGJ / Jönköping                         | Sweden  | 100.00%                    | 0.00E+00                      | 0       | 09/11/2017                                | 99.98%   | 1.00E-05  |
| ESGT / Trollhättan-Vänersborgs flygplats | Sweden  | 100.00%                    | 0.00E+00                      | 0       | 29/03/2018                                | 99.98%   | 9.10E-06  |
| ESHS / Sahlgrenska hospital heliport     | Sweden  | 100.00%                    | 0.00E+00                      | 0       | 16/06/2022                                | 100.00%  | 0.00E+00  |
| ESKM / Mora / Silijan                    | Sweden  | 100.00%                    | 0.00E+00                      | 0       | 30/01/2020                                | 99.99%   | 8.72E-06  |
| ESMK / Kristianstad                      | Sweden  | 100.00%                    | 0.00E+00                      | 0       | 06/12/2018                                | 99.98%   | 8.08E-06  |
| ESMQ / Kalmar Öland Airport              | Sweden  | 100.00%                    | 0.00E+00                      | 0       | 29/03/2019                                | 99.98%   | 7.73E-06  |
| ESMT / Halmstad                          | Sweden  | 100.00%                    | 0.00E+00                      | 0       | 08/11/2018                                | 99.98%   | 7.22E-06  |
| ESMX / Växjö Kronoberg                   | Sweden  | 100.00%                    | 0.00E+00                      | 0       | 25/04/2019                                | 99.98%   | 8.44E-06  |
| ESND / Sveg                              | Sweden  | 99.98%                     | 2.32E-05                      | 15      | 31/01/2019                                | 99.98%   | 1.26E-05  |
| ESNG / Lapland Airport                   | Sweden  | 99.72%                     | 1.34E-04                      | 42      | 20/06/2019                                | 99.90%   | 9.99E-05  |
| ESNK / Kramfors-Sollefteå                | Sweden  | 99.93%                     | 6.45E-05                      | 26      | 13/08/2020                                | 99.98%   | 2.19E-05  |
| ESNL / Lycksele Airport                  | Sweden  | 99.87%                     | 6.64E-05                      | 16      | 15/08/2019                                | 99.96%   | 3.53E-05  |
| ESNO / Örnsköldsvik                      | Sweden  | 99.91%                     | 7.18E-05                      | 32      | 07/12/2017                                | 99.97%   | 2.70E-05  |
| ESNS / Skellefteå Airport                | Sweden  | 99.84%                     | 8.11E-05                      | 19      | 29/03/2019                                | 99.95%   | 4.87E-05  |
| ESNV / Vilhelmina                        | Sweden  | 99.87%                     | 8.34E-05                      | 44      | 27/02/2020                                | 99.97%   | 3.56E-05  |
| ESNX / Arvidsjaur                        | Sweden  | 99.84%                     | 8.00E-05                      | 17      | 05/12/2019                                | 99.94%   | 5.68E-05  |
| ESOE / Örebro Airport                    | Sweden  | 100.00%                    | 0.00E+00                      | 0       | 16/08/2018                                | 99.98%   | 8.13E-06  |
| ESOH / Hagfors                           | Sweden  | 100.00%                    | 0.00E+00                      | 0       | 30/01/2020                                | 99.99%   | 7.52E-06  |
| ESOK / Karlstad                          | Sweden  | 100.00%                    | 0.00E+00                      | 0       | 05/11/2020                                | 99.99%   | 9.71E-06  |
| ESOW / Stockholm / Västerås              | Sweden  | 100.00%                    | 0.00E+00                      | 0       | 30/01/2020                                | 99.99%   | 8.14E-06  |
| ESSD / Borlänge Dala                     | Sweden  | 100.00%                    | 0.00E+00                      | 0       | 05/11/2020                                | 99.99%   | 9.72E-06  |
| ESSP / Norrköping Kungsängen             | Sweden  | 100.00%                    | 0.00E+00                      | 0       | 29/03/2018                                | 99.98%   | 7.58E-06  |
| ESST / Torsby                            | Sweden  | 100.00%                    | 0.00E+00                      | 0       | 23/05/2019                                | 99.98%   | 1.04E-05  |
| ESSU / Eskilstuna                        | Sweden  | 100.00%                    | 0.00E+00                      | 0       | 10/09/2020                                | 99.99%   | 1.01E-05  |
| ESSV / Visby                             | Sweden  | 100.00%                    | 0.00E+00                      | 0       | 17/06/2021                                | 99.99%   | 6.22E-06  |
| ESTA / Ängelholm                         | Sweden  | 100.00%                    | 0.00E+00                      | 0       | 19/07/2018                                | 99.98%   | 8.15E-06  |
| ESTL / Ljungbyhed                        | Sweden  | 100.00%                    | 0.00E+00                      | 0       | 17/06/2021                                | 99.99%   | 1.40E-05  |
| ESUP / Pajala                            | Sweden  | 99.63%                     | 1.55E-04                      | 49      | 31/12/2020                                | 99.89%   | 8.24E-05  |
| ESUT / Hemavan Tärnaby                   | Sweden  | 99.85%                     | 7.11E-05                      | 19      | 11/10/2018                                | 99.95%   | 4.56E-05  |



| Airports                      | Country   | Monthly APV-I Availability | Monthly APV-I Continuity Risk | Outages | Publication date of first APV-I procedure | APV-I Availability since procedure publication | APV-I Continuity Risk since procedure publication |
|-------------------------------|-----------|----------------------------|-------------------------------|---------|---|--|---|
| Airport AB                    |           |                            |                               |         |   |  |   |
| EYKA / Kaunas                 | Lithuania | 100.00%                    | 0.00E+00                      | 0       | 09/09/2021                                | 99.98%   | 1.20E-05  |
| EYPA / Palanga                | Lithuania | 100.00%                    | 0.00E+00                      | 0       | 25/03/2021                                | 99.99%   | 7.16E-06  |
| EYVI / Vilnius                | Lithuania | 99.99%                     | 1.62E-05                      | 17      | 16/07/2020                                | 99.96%   | 2.89E-05  |
| GCLA / La Palma               | Spain     | 92.38%                     | 1.77E-03                      | 594     | 14/07/2022                                | 96.80%   | 9.14E-04  |
| GCRR / Lanzarote AD           | Spain     | 94.47%                     | 1.54E-03                      | 665     | 23/05/2019                                | 99.43%   | 2.48E-04  |
| LBBG / Burgas                 | Bulgaria  | 99.93%                     | 1.11E-04                      | 64      | 04/11/2021                                | 99.87%   | 1.79E-04  |
| LBGO / Gorna Oryahovitsa      | Bulgaria  | 99.95%                     | 4.79E-05                      | 21      | 04/11/2021                                | 99.89%   | 1.58E-04  |
| LBPD / Plovdiv                | Bulgaria  | 99.98%                     | 2.32E-05                      | 14      | 04/11/2021                                | 99.91%   | 1.67E-04  |
| LBWN / Varna                  | Bulgaria  | 99.91%                     | 6.87E-05                      | 37      | 16/06/2022                                | 99.92%   | 8.52E-05  |
| LDDU / Dubrovnik              | Croatia   | 99.99%                     | 5.79E-06                      | 1       | 10/12/2015                                | 99.98%   | 2.47E-05  |
| LDOS / Osijek/Klisa           | Croatia   | 99.99%                     | 5.79E-06                      | 1       | 29/03/2018                                | 99.98%   | 2.15E-05  |
| LDPL / Pula                   | Croatia   | 100.00%                    | 0.00E+00                      | 0       | 26/04/2018                                | 99.98%   | 8.79E-06  |
| LDRI / Rijeka                 | Croatia   | 100.00%                    | 0.00E+00                      | 0       | 10/10/2019                                | 99.99%   | 7.71E-06  |
| LDSB / Brac                   | Croatia   | 99.99%                     | 5.79E-06                      | 1       | 05/12/2019                                | 99.98%   | 1.37E-05  |
| LDSP / Split/Kastela          | Croatia   | 99.99%                     | 5.79E-06                      | 1       | 10/10/2019                                | 99.98%   | 1.15E-05  |
| LDZA / Zagreb/Pleso           | Croatia   | 100.00%                    | 0.00E+00                      | 0       | 29/03/2018                                | 99.99%   | 9.00E-06  |
| LDZD / Zadar                  | Croatia   | 100.00%                    | 0.00E+00                      | 0       | 11/10/2018                                | 99.98%   | 9.33E-06  |
| LEAM / Almería                | Spain     | 99.64%                     | 1.20E-04                      | 43      | 02/02/2017                                | 99.98%   | 1.51E-05  |
| LECH / Castellón              | Spain     | 99.95%                     | 1.74E-05                      | 3       | 21/04/2022                                | 99.99%   | 4.24E-06  |
| LEDA / Lleida                 | Spain     | 99.93%                     | 1.86E-05                      | 4       | 03/11/2022                                | 99.93%   | 1.86E-05  |
| LEGE / Girona                 | Spain     | 99.95%                     | 1.74E-05                      | 4       | 24/03/2022                                | 99.99%   | 2.76E-06  |
| LEJR / Jerez                  | Spain     | 99.73%                     | 1.18E-04                      | 47      | 02/12/2021                                | 99.93%   | 2.72E-05  |
| LEPA / Palma de Mallorca      | Spain     | 99.94%                     | 2.32E-05                      | 5       | 01/03/2018                                | 99.99%   | 6.59E-06  |
| LEVC / Valencia               | Spain     | 99.92%                     | 2.32E-05                      | 5       | 01/02/2018                                | 99.99%   | 7.07E-06  |
| LEVX / Vigo                   | Spain     | 99.96%                     | 1.74E-05                      | 3       | 05/12/2019                                | 99.95%   | 3.05E-05  |
| LEXJ / Santander              | Spain     | 99.97%                     | 1.51E-05                      | 11      | 17/10/2013                                | 99.96%   | 2.84E-05  |
| LFAB / Dieppe Saint Aubin     | France    | 100.00%                    | 0.00E+00                      | 0       | 02/03/2017                                | 99.98%   | 5.06E-06  |
| LFAC / Calais                 | France    | 100.00%                    | 0.00E+00                      | 0       | 20/09/2012                                | 99.97%   | 1.18E-05  |
| LFAQ / Albert Bray            | France    | 100.00%                    | 0.00E+00                      | 0       | 15/11/2012                                | 99.97%   | 9.62E-06  |
| LFAT / Le Touquet Paris Plage | France    | 100.00%                    | 0.00E+00                      | 0       | 04/02/2016                                | 99.98%   | 6.42E-06  |
| LFAY / Valenciennes Denain    | France    | 100.00%                    | 0.00E+00                      | 0       | 19/09/2013                                | 99.99%   | 7.58E-06  |
| LFAY / Amiens Glisy           | France    | 100.00%                    | 0.00E+00                      | 0       | 27/06/2013                                | 99.97%   | 8.45E-06  |

| Airports                          | Country | Monthly APV-I Availability | Monthly APV-I Continuity Risk | Outages | Publication date of first APV-I procedure | APV-I Availability since procedure publication | APV-I Continuity Risk since procedure publication |
|-----------------------------------|---------|----------------------------|-------------------------------|---------|---|--|---|
| LFBI / Poitiers Biard             | France  | 100.00%                    | 0.00E+00                      | 0       | 12/11/2015                                | 99.99%   | 5.84E-06  |
| LFBK / Montluçon Gueret           | France  | 100.00%                    | 0.00E+00                      | 0       | 17/12/2013                                | 99.98%   | 1.06E-05  |
| LFBN / Niort Marais Poitevin      | France  | 100.00%                    | 0.00E+00                      | 0       | 02/03/2017                                | 99.99%   | 6.13E-06  |
| LFBO / Toulouse Blagnac           | France  | 99.97%                     | 1.16E-05                      | 3       | 03/05/2012                                | 99.94%   | 1.33E-05  |
| LFBP / Pau-Pyrénées               | France  | 99.96%                     | 1.81E-05                      | 5       | 17/03/2011                                | 99.93%   | 1.79E-05  |
| LFBR / Muret Lherm                | France  | 99.97%                     | 1.16E-05                      | 2       | 15/10/2015                                | 99.99%   | 5.97E-06  |
| LFBT / Tarbes Lourdes Pyrénées    | France  | 99.96%                     | 1.74E-05                      | 3       | 28/05/2015                                | 99.99%   | 6.55E-06  |
| LFCI / Albi Le Sequestre          | France  | 99.98%                     | 2.55E-05                      | 5       | 26/05/2016                                | 99.99%   | 6.45E-06  |
| LFCK / Castres Mazamet            | France  | 99.97%                     | 1.16E-05                      | 3       | 22/08/2013                                | 99.98%   | 1.23E-05  |
| LFCR / Rodez Marcillac            | France  | 99.98%                     | 1.16E-05                      | 2       | 31/05/2012                                | 99.94%   | 1.36E-05  |
| LFCY / Royan Médis                | France  | 100.00%                    | 0.00E+00                      | 0       | 30/04/2015                                | 99.99%   | 6.87E-06  |
| LFDH / Auch Lamothe               | France  | 99.96%                     | 1.74E-05                      | 4       | 28/05/2015                                | 99.99%   | 6.34E-06  |
| LFEC / Ouessant                   | France  | 100.00%                    | 0.00E+00                      | 0       | 11/12/2014                                | 99.98%   | 1.05E-05  |
| LFHY / Moulins Montbeugny         | France  | 100.00%                    | 0.00E+00                      | 0       | 01/05/2014                                | 99.99%   | 6.43E-06  |
| LFJL / Metz Nancy Lorraine        | France  | 100.00%                    | 0.00E+00                      | 0       | 04/04/2013                                | 99.97%   | 1.09E-05  |
| LFKJ / Ajaccio Napoléon Bonaparte | France  | 100.00%                    | 0.00E+00                      | 0       | 23/06/2016                                | 99.99%   | 5.41E-06  |
| LFLA / Auxerre Branches           | France  | 100.00%                    | 0.00E+00                      | 0       | 21/08/2014                                | 99.99%   | 6.93E-06  |
| LFLD / Bourges                    | France  | 100.00%                    | 0.00E+00                      | 0       | 18/08/2016                                | 99.99%   | 5.01E-06  |
| LFMD / Cannes Mandelieu           | France  | 99.99%                     | 5.79E-06                      | 1       | 05/02/2015                                | 99.99%   | 7.19E-06  |
| LFML / Marseille                  | France  | 99.97%                     | 1.89E-05                      | 11      | 08/01/2015                                | 99.99%   | 6.50E-06  |
| LFMP / Perpignan Rivesaltes       | France  | 99.96%                     | 1.16E-05                      | 3       | 15/10/2015                                | 99.99%   | 6.15E-06  |
| LFMU / Béziers Vias               | France  | 99.96%                     | 1.16E-05                      | 3       | 18/10/2012                                | 99.97%   | 1.22E-05  |
| LFNB / Mende                      | France  | 99.97%                     | 1.16E-05                      | 2       | 17/12/2013                                | 99.98%   | 1.06E-05  |
| LFOB / Beauvais                   | France  | 100.00%                    | 0.00E+00                      | 0       | 20/09/2012                                | 99.97%   | 9.87E-06  |
| LFOK / Chalons Vatry              | France  | 100.00%                    | 0.00E+00                      | 0       | 02/02/2017                                | 99.99%   | 5.37E-06  |
| LFOU / Cholet le Pontreau         | France  | 100.00%                    | 0.00E+00                      | 0       | 04/02/2016                                | 99.98%   | 6.39E-06  |
| LFOV / Laval Entrammes            | France  | 100.00%                    | 0.00E+00                      | 0       | 26/04/2018                                | 99.99%   | 5.73E-06  |
| LFPO / Paris Orly                 | France  | 100.00%                    | 0.00E+00                      | 0       | 30/05/2013                                | 99.97%   | 9.62E-06  |
| LFQA / Reims Prunay               | France  | 100.00%                    | 0.00E+00                      | 0       | 03/04/2014                                | 99.99%   | 7.64E-06  |
| LFQG / Nevers Fouchambault        | France  | 100.00%                    | 0.00E+00                      | 0       | 13/12/2012                                | 99.97%   | 1.07E-05  |
| LFQM / Besançon La Vèze           | France  | 100.00%                    | 0.00E+00                      | 0       | 18/09/2014                                | 99.99%   | 7.92E-06  |
| LFQQ / Lille Lesquin              | France  | 100.00%                    | 0.00E+00                      | 0       | 26/06/2014                                | 99.99%   | 6.08E-06  |

| Airports                              | Country | Monthly APV-I Availability | Monthly APV-I Continuity Risk | Outages | Publication date of first APV-I procedure | APV-I Availability since procedure publication | APV-I Continuity Risk since procedure publication |
|---------------------------------------|---------|----------------------------|-------------------------------|---------|---|--|---|
| LFQT / Merville                       | France  | 100.00%                    | 0.00E+00                      | 0       | 15/11/2012                                | 99.97%   | 9.73E-06  |
| LFRB / Brest Bretagne                 | France  | 100.00%                    | 0.00E+00                      | 0       | 03/05/2012                                | 99.93%   | 1.54E-05  |
| LFRD / Dinard                         | France  | 100.00%                    | 0.00E+00                      | 0       | 06/02/2014                                | 99.98%   | 8.86E-06  |
| LFRG / Deauville Saint Gathien        | France  | 100.00%                    | 0.00E+00                      | 0       | 18/09/2014                                | 99.98%   | 6.80E-06  |
| LFRM / Le Mans                        | France  | 100.00%                    | 0.00E+00                      | 0       | 15/11/2012                                | 99.97%   | 1.15E-05  |
| LFRN / Rennes                         | France  | 100.00%                    | 0.00E+00                      | 0       | 30/05/2013                                | 99.97%   | 1.14E-05  |
| LFRS / Nantes                         | France  | 100.00%                    | 0.00E+00                      | 0       | 28/06/2012                                | 99.97%   | 1.31E-05  |
| LFRU / Morlaix Ploujean               | France  | 100.00%                    | 0.00E+00                      | 0       | 13/10/2016                                | 99.98%   | 7.76E-06  |
| LFRV / Vannes Meucon                  | France  | 100.00%                    | 0.00E+00                      | 0       | 31/05/2012                                | 99.94%   | 1.33E-05  |
| LFSB / Bâle-Mulhouse                  | France  | 100.00%                    | 0.00E+00                      | 0       | 10/12/2015                                | 99.99%   | 6.14E-06  |
| LFSD / Dijon-Longvic                  | France  | 100.00%                    | 0.00E+00                      | 0       | 28/04/2016                                | 99.99%   | 5.24E-06  |
| LFSG / Epinal Mirecourt               | France  | 100.00%                    | 0.00E+00                      | 0       | 30/05/2013                                | 99.97%   | 1.13E-05  |
| LGIO / Ioannina                       | Greece  | 99.99%                     | 5.79E-06                      | 1       | 27/02/2020                                | 99.95%   | 1.06E-04  |
| LGKO / Kos                            | Greece  | 99.93%                     | 3.32E-05                      | 20      | 27/02/2020                                | 99.89%   | 1.50E-04  |
| LGMT / Mitilini                       | Greece  | 99.96%                     | 5.02E-05                      | 34      | 27/02/2020                                | 99.93%   | 1.34E-04  |
| LGTS / Thessaloniki                   | Greece  | 99.99%                     | 5.79E-06                      | 1       | 27/02/2020                                | 99.94%   | 1.27E-04  |
| LHBC / Békéscsaba Repülőtér           | Hungary | 99.99%                     | 5.79E-06                      | 1       | 28/01/2021                                | 99.97%   | 4.39E-05  |
| LHDC / Debrecen International Airport | Hungary | 99.99%                     | 5.79E-06                      | 1       | 30/01/2020                                | 99.98%   | 3.73E-05  |
| LHNY / Nyíregyháza                    | Hungary | 99.99%                     | 5.79E-06                      | 1       | 24/03/2022                                | 99.99%   | 6.32E-05  |
| LHPP / Pecs-Pogany Airport            | Hungary | 99.99%                     | 5.79E-06                      | 1       | 03/12/2020                                | 99.98%   | 1.65E-05  |
| LHPR / Győr-Pér                       | Hungary | 99.99%                     | 5.79E-06                      | 1       | 25/02/2021                                | 99.98%   | 9.62E-06  |
| LHSM / Heviz-Balaton                  | Hungary | 99.99%                     | 5.79E-06                      | 1       | 25/03/2021                                | 99.98%   | 7.23E-06  |
| LICJ / Palermo/Punta Raisi            | Italy   | 99.97%                     | 1.74E-05                      | 5       | 11/10/2018                                | 99.98%   | 1.13E-05  |
| LIDT / Trento/Mattarello              | Italy   | 100.00%                    | 0.00E+00                      | 0       | 30/01/2020                                | 100.00%  | 2.53E-06  |
| LIEA / Alghero/Fertilia               | Italy   | 99.97%                     | 1.66E-05                      | 4       | 11/10/2018                                | 99.99%   | 5.14E-06  |
| LIMC / Milano/Malpensa                | Italy   | 100.00%                    | 0.00E+00                      | 0       | 21/08/2014                                | 99.99%   | 7.58E-06  |
| LIME / Bergamo/Orio al Serio          | Italy   | 100.00%                    | 0.00E+00                      | 0       | 20/07/2017                                | 99.99%   | 5.75E-06  |
| LIML / Milano/Linate                  | Italy   | 100.00%                    | 0.00E+00                      | 0       | 13/12/2012                                | 99.97%   | 1.20E-05  |
| LIPE / Bologna / Borgo Panigale       | Italy   | 100.00%                    | 0.00E+00                      | 0       | 03/01/2019                                | 99.98%   | 1.07E-05  |
| LIPZ / Venezia/Tessera                | Italy   | 100.00%                    | 0.00E+00                      | 0       | 27/06/2013                                | 99.96%   | 1.53E-05  |
| LIRF / Roma-Fiumicino                 | Italy   | 100.00%                    | 0.00E+00                      | 0       | 23/05/2019                                | 99.99%   | 5.33E-06  |
| LIRQ / Firenze/Peretola               | Italy   | 100.00%                    | 0.00E+00                      | 0       | 22/06/2017                                | 99.99%   | 6.34E-06  |

| Airports                                   | Country         | Monthly APV-I Availability | Monthly APV-I Continuity Risk | Outages | Publication date of first APV-I procedure | APV-I Availability since procedure publication | APV-I Continuity Risk since procedure publication |
|--|-----------------|----------------------------|-------------------------------|---------|---|--|---|
| LKKU / Kunovice                            | Czech Republic  | 100.00%                    | 0.00E+00                      | 0       | 01/12/2017                                | 99.99%   | 1.06E-05  |
| LKKV / Karlovy Vary                        | Czech Republic  | 100.00%                    | 0.00E+00                      | 0       | 13/11/2014                                | 99.99%   | 7.06E-06  |
| LKMT / Ostrava                             | Czech Republic  | 100.00%                    | 0.00E+00                      | 0       | 09/01/2014                                | 99.98%   | 1.29E-05  |
| LKTB / Brno                                | Czech Republic  | 100.00%                    | 0.00E+00                      | 0       | 09/01/2014                                | 99.98%   | 1.21E-05  |
| LKVO / Praha/Vodochody                     | Czech republic  | 100.00%                    | 0.00E+00                      | 0       | 25/06/2015                                | 99.99%   | 7.51E-06  |
| LMML / Luqa                                | Malta           | 99.86%                     | 1.02E-04                      | 30      | 11/10/2018                                | 99.96%   | 4.72E-05  |
| LOAV / Vöslau                              | Austria         | 100.00%                    | 0.00E+00                      | 0       | 28/02/2019                                | 99.99%   | 4.98E-06  |
| LODO / ÖAMTC/Oberwart                      | Austria         | 99.99%                     | 5.79E-06                      | 1       | 28/02/2019                                | 99.99%   | 5.73E-06  |
| LPCS / Cascais                             | Portugal        | 99.84%                     | 8.04E-05                      | 39      | 20/05/2021                                | 99.95%   | 2.18E-05  |
| LPFR / Faro                                | Portugal        | 99.75%                     | 1.19E-04                      | 36      | 18/07/2019                                | 99.96%   | 2.65E-05  |
| LPPR / Porto                               | Portugal        | 99.95%                     | 5.60E-05                      | 33      | 12/10/2017                                | 99.96%   | 2.84E-05  |
| LPPS / Porto Santo                         | Portugal        | 99.02%                     | 4.30E-04                      | 161     | 09/09/2022                                | 99.41%   | 2.78E-04  |
| LPPT / Lisboa                              | Portugal        | 99.85%                     | 8.15E-05                      | 36      | 28/05/2015                                | 99.97%   | 2.07E-05  |
| LRCL / Cluj - Napoca / Avram Iancu         | Romania         | 99.99%                     | 5.79E-06                      | 1       | 10/11/2016                                | 99.93%   | 7.09E-05  |
| LSMD / Dübendorf                           | Switzerland     | 100.00%                    | 0.00E+00                      | 0       | 21/08/2014                                | 99.99%   | 8.51E-06  |
| LSME / Emmen                               | Switzerland     | 100.00%                    | 0.00E+00                      | 0       | 03/04/2014                                | 99.99%   | 7.82E-06  |
| LSZR / St. Gallen-Altenrhein               | Switzerland     | 100.00%                    | 0.00E+00                      | 0       | E17/11/2011                               | 99.94%   | 1.26E-05  |
| LZIB / Bratislava-Milan Rastislav Štefánik | Switzerland     | 99.99%                     | 5.79E-06                      | 1       | 05/02/2015                                | 99.98%   | 1.54E-05  |
| XZBK / Bjarkoy                             | Slovak Republic | 99.66%                     | 1.26E-04                      | 30      | 20/05/2021                                | 99.89%   | 7.26E-05  |
| XZES / Evenskjaer                          | Norway          | 99.68%                     | 1.25E-04                      | 35      | 20/05/2021                                | 99.90%   | 6.44E-05  |
| XZFI / Finnsnes                            | Norway          | 99.61%                     | 1.79E-04                      | 53      | 20/05/2021                                | 99.87%   | 9.00E-05  |
| XZHM / Hamar Hospital                      | Norway          | 100.00%                    | 0.00E+00                      | 0       | 17/06/2021                                | 100.00%  | 5.59E-06  |
| XZIH / Innhavet                            | Norway          | 99.75%                     | 1.12E-04                      | 38      | 17/06/2021                                | 99.94%   | 5.27E-05  |
| XZKA / Kautokeino                          | Norway          | 99.48%                     | 2.55E-04                      | 90      | 20/05/2021                                | 99.80%   | 1.28E-04  |
| XZKB / Kongsberg Hospital                  | Norway          | 100.00%                    | 0.00E+00                      | 0       | 17/06/2021                                | 100.00%  | 3.66E-06  |
| XZKS / Karasjok                            | Norway          | 99.22%                     | 3.29E-04                      | 119     | 20/05/2021                                | 99.66%   | 2.75E-04  |
| XZLK / Lofoten Hospital                    | Norway          | 99.76%                     | 9.40E-05                      | 26      | 17/06/2021                                | 99.94%   | 4.77E-05  |
| XZMK / Mosjøen                             | Norway          | 99.86%                     | 1.26E-04                      | 46      | 17/06/2021                                | 99.97%   | 2.83E-05  |
| XZMY / Mysen                               | Norway          | 100.00%                    | 0.00E+00                      | 0       | 17/06/2021                                | 100.00%  | 3.85E-06  |

| Airports                     | Country | Monthly APV-I Availability | Monthly APV-I Continuity Risk | Outages | Publication date of first APV-I procedure | APV-I Availability since procedure publication | APV-I Continuity Risk since procedure publication |
|------------------------------|---------|----------------------------|-------------------------------|---------|---|--|---|
| XZNK / Narvik                | Norway  | 99.76%                     | 9.40E-05                      | 26      | 17/06/2021                                | 99.94%   | 4.77E-05  |
| XZSC / Skjervøy              | Norway  | 99.43%                     | 3.06E-04                      | 108     | 17/06/2021                                | 99.77%   | 1.57E-04  |
| XZSO / Storsteinnes          | Norway  | 99.58%                     | 1.64E-04                      | 40      | 20/05/2021                                | 99.85%   | 1.02E-04  |
| XZSS / Sandnessjøen Hospital | Norway  | 99.84%                     | 9.93E-05                      | 21      | 17/06/2021                                | 99.97%   | 2.95E-05  |
| XZTN / Trones                | Norway  | 99.92%                     | 6.56E-05                      | 18      | 17/06/2021                                | 99.99%   | 1.81E-05  |

Table 8 – Monthly APV-I Availability at airports with published procedures using EGNOS

## APPENDIX C EGNOS LPV-200 PERFORMANCE AT AIRPORTS

The table reports LPV-200 Availability and Continuity at airports with published procedures using EGNOS. These values correspond to the performance obtained under fault-free conditions using all satellites in view:

| Airports                    | Country | Monthly LPV-200 Availability | Monthly LPV-200 Continuity Risk | Outages <sup>4</sup> | Publication date of first LPV-200 procedure | LPV-200 Availability since procedure publication | LPV-200 Continuity Risk since procedure publication |
|-----------------------------|---------|------------------------------|---------------------------------|----------------------|---|--|---|
| EBLG / Liège                | Belgium | 100.00%                      | 0.00E+00                        | 0                    | 19/05/2022                                  | 100.00%  | 1.06E-05  |
| EBOS / Oostende-Brugge      | Belgium | 100.00%                      | 0.00E+00                        | 0                    | 03/01/2019                                  | 99.98%   | 1.03E-05  |
| EDAC / Leipzig/Altenburg    | Germany | 100.00%                      | 0.00E+00                        | 0                    | 29/03/2019                                  | 99.98%   | 1.29E-05  |
| EDAY / Strausberg           | Germany | 100.00%                      | 0.00E+00                        | 0                    | 17/06/2021                                  | 100.00%  | 4.20E-06  |
| EDAZ / Schoenhagen          | Germany | 100.00%                      | 0.00E+00                        | 0                    | 11/10/2018                                  | 99.98%   | 1.29E-05  |
| EDBH / Barth                | Germany | 100.00%                      | 0.00E+00                        | 0                    | 09/09/2021                                  | 99.99%   | 6.77E-06  |
| EDDB / Berlin Brandenburg   | Germany | 100.00%                      | 0.00E+00                        | 0                    | 08/10/2020                                  | 99.99%   | 4.40E-06  |
| EDDE / Erfurt-Weimar        | Germany | 100.00%                      | 0.00E+00                        | 0                    | 09/09/2021                                  | 100.00%  | 4.88E-06  |
| EDDH / Hamburg              | Germany | 100.00%                      | 0.00E+00                        | 0                    | 18/06/2020                                  | 99.99%   | 7.06E-06  |
| EDDK / Koeln-Bonn           | Germany | 100.00%                      | 0.00E+00                        | 0                    | 15/12/2011                                  | 99.99%   | 8.79E-06  |
| EDDM / München              | Germany | 100.00%                      | 0.00E+00                        | 0                    | 12/09/2019                                  | 99.99%   | 9.89E-06  |
| EDDP / Leipzig/Halle        | Germany | 100.00%                      | 0.00E+00                        | 0                    | 30/01/2020                                  | 99.98%   | 1.25E-05  |
| EDDW / Bremen               | Germany | 100.00%                      | 0.00E+00                        | 0                    | 30/03/2017                                  | 99.98%   | 1.34E-05  |
| EDFH / Frankfurt Hahn       | Germany | 100.00%                      | 0.00E+00                        | 0                    | 14/09/2017                                  | 99.99%   | 9.74E-06  |
| EDGS / Siegerland           | Germany | 100.00%                      | 0.00E+00                        | 0                    | 12/10/2017                                  | 99.99%   | 1.12E-05  |
| EDHI / Hamburg/Finkenwerder | Germany | 100.00%                      | 0.00E+00                        | 0                    | 18/06/2020                                  | 99.99%   | 7.38E-06  |
| EDHK / Kiel-Holtenau        | Germany | 100.00%                      | 0.00E+00                        | 0                    | 18/06/2020                                  | 99.99%   | 8.12E-06  |
| EDHL / Luebeck-Blankensee   | Germany | 100.00%                      | 0.00E+00                        | 0                    | 18/06/2020                                  | 99.99%   | 6.43E-06  |
| EDJA / Memmingen            | Germany | 100.00%                      | 0.00E+00                        | 0                    | 04/11/2021                                  | 100.00%  | 6.14E-06  |
| EDLN / Moenchengladbach     | Germany | 100.00%                      | 0.00E+00                        | 0                    | 06/12/2018                                  | 99.98%   | 1.25E-05  |
| EDLP / Paderborn/Lippstadt  | Germany | 100.00%                      | 0.00E+00                        | 0                    | 10/10/2019                                  | 99.99%   | 8.98E-06  |
| EDMA / Augsburg             | Germany | 100.00%                      | 0.00E+00                        | 0                    | 11/10/2018                                  | 99.99%   | 9.97E-06  |
| EDMO / Oberpfaffenhofen     | Germany | 100.00%                      | 0.00E+00                        | 0                    | 23/05/2019                                  | 99.99%   | 9.71E-06  |
| EDNY / Friedrichshafen      | Germany | 100.00%                      | 0.00E+00                        | 0                    | 19/07/2018                                  | 99.99%   | 1.06E-05  |
| EDQA / Bamberg-Breitenau    | Germany | 100.00%                      | 0.00E+00                        | 0                    | 02/12/2021                                  | 100.00%  | 4.20E-06  |

<sup>4</sup> Outages refer to events when the LPV200 service changes its status from Available to Unavailable for the reported month.

| Airports                     | Country     | Monthly LPV-200 Availability | Monthly LPV-200 Continuity Risk | Outages <sup>4</sup> | Publication date of first LPV-200 procedure | LPV-200 Availability since procedure publication | LPV-200 Continuity Risk since procedure publication |
|------------------------------|-------------|------------------------------|---------------------------------|----------------------|---|--|---|
| EDQG / Giebelstadt           | Germany     | 100.00%                      | 0.00E+00                        | 0                    | 02/12/2021                                  | 100.00%  | 4.80E-06  |
| EDQM / Hof-Plauen            | Germany     | 100.00%                      | 0.00E+00                        | 0                    | 21/06/2018                                  | 99.98%   | 1.08E-05  |
| EDQT / Hassfurt-Schweinfurt  | Germany     | 100.00%                      | 0.00E+00                        | 0                    | 23/04/2020                                  | 99.99%   | 9.01E-06  |
| EDSB / Karlsruhe/Baden-Baden | Germany     | 100.00%                      | 0.00E+00                        | 0                    | 27/04/2017                                  | 99.99%   | 9.84E-06  |
| EDTL / Lahr                  | Germany     | 100.00%                      | 0.00E+00                        | 0                    | 27/04/2017                                  | 99.99%   | 1.01E-05  |
| EEPU / Pärnu                 | Estonia     | 99.83%                       | 1.30E-04                        | 43                   | 03/11/2022                                  | 99.83%   | 1.30E-04  |
| EETN / Lennart Meri Tallinn  | Estonia     | 99.80%                       | 2.42E-04                        | 152                  | 06/12/2018                                  | 99.92%   | 1.14E-04  |
| EETU / Tartu                 | Estonia     | 99.74%                       | 2.96E-04                        | 139                  | 18/07/2019                                  | 99.88%   | 1.47E-04  |
| EFTP / Tampere-Pirkkala      | Finland     | 99.73%                       | 4.58E-04                        | 269                  | 11/08/2022                                  | 99.87%   | 2.44E-04  |
| EGJB / Guernsey              | Guernsey    | 100.00%                      | 0.00E+00                        | 0                    | 10/10/2019                                  | 99.98%   | 1.09E-05  |
| EGJJ / Jersey                | Jersey      | 100.00%                      | 0.00E+00                        | 0                    | 23/05/2019                                  | 99.98%   | 1.01E-05  |
| EHAM / Amsterdam             | Netherlands | 100.00%                      | 0.00E+00                        | 0                    | 05/12/2019                                  | 99.98%   | 1.36E-05  |
| EHBD / Weert/Budel           | Netherlands | 100.00%                      | 0.00E+00                        | 0                    | 31/12/2020                                  | 99.99%   | 5.88E-06  |
| EHBK / Maastricht Aachen     | Netherlands | 100.00%                      | 0.00E+00                        | 0                    | 14/07/2022                                  | 100.00%  | 1.46E-05  |
| EHEH / Eindhoven             | Netherlands | 100.00%                      | 0.00E+00                        | 0                    | 28/01/2021                                  | 100.00%  | 5.06E-06  |
| EHKD / Den Helder - De Kooy  | Netherlands | 100.00%                      | 0.00E+00                        | 0                    | 28/01/2021                                  | 99.99%   | 7.67E-06  |
| EHLW / Leeuwarden            | Netherlands | 100.00%                      | 0.00E+00                        | 0                    | 28/01/2021                                  | 99.99%   | 8.66E-06  |
| EHRD / Rotterdam The Hague   | Netherlands | 100.00%                      | 0.00E+00                        | 0                    | 03/11/2022                                  | 100.00%  | 0.00E+00  |
| EIDW / Dublin airport        | Ireland     | 100.00%                      | 0.00E+00                        | 0                    | 08/09/2022                                  | 99.99%   | 1.52E-05  |
| EKBI / Billund               | Denmark     | 100.00%                      | 0.00E+00                        | 0                    | 20/07/2017                                  | 99.98%   | 1.61E-05  |
| EKEB / Esbjerg               | Denmark     | 100.00%                      | 0.00E+00                        | 0                    | 26/03/2020                                  | 99.99%   | 9.53E-06  |
| EKSB / Sønderborg            | Denmark     | 100.00%                      | 0.00E+00                        | 0                    | 30/12/2021                                  | 100.00%  | 6.54E-06  |
| EKSN / Sindal                | Denmark     | 100.00%                      | 0.00E+00                        | 0                    | 18/06/2020                                  | 99.98%   | 1.26E-05  |
| ELLX / Luxembourg            | Luxembourg  | 100.00%                      | 0.00E+00                        | 0                    | 26/03/2020                                  | 99.99%   | 8.69E-06  |
| ENAL / Ålesund/Vigra         | Norway      | 99.91%                       | 1.03E-04                        | 39                   | 07/11/2019                                  | 99.96%   | 3.71E-05  |
| ENBL / Førde/Bringeland      | Norway      | 99.96%                       | 6.99E-05                        | 33                   | 27/04/2017                                  | 99.96%   | 3.22E-05  |
| ENBR / Bergen/Flesland       | Norway      | 99.98%                       | 4.98E-05                        | 25                   | 28/02/2019                                  | 99.96%   | 2.73E-05  |
| ENEV / Harstad/Narvik/Evenes | Norway      | 98.83%                       | 2.84E-03                        | 3559                 | 15/07/2021                                  | 99.55%   | 1.07E-03  |
| ENGH / Gardermoen            | Norway      | 99.97%                       | 3.90E-05                        | 20                   | 10/11/2016                                  | 99.97%   | 2.21E-05  |
| ENHD / Haugesund/Karmøy      | Norway      | 99.99%                       | 3.05E-05                        | 19                   | 13/08/2020                                  | 99.97%   | 1.89E-05  |



| Airports                                 | Country | Monthly LPV-200 Availability | Monthly LPV-200 Continuity Risk | Outages <sup>4</sup> | Publication date of first LPV-200 procedure | LPV-200 Availability since procedure publication | LPV-200 Continuity Risk since procedure publication |
|--|---------|------------------------------|---------------------------------|----------------------|---|--|---|
| ENHK / Hasvik                            | Norway  | 97.12%                       | 3.02E-03                        | 3019                 | 03/12/2020                                  | 98.78%   | 1.70E-03  |
| ENKB / Kristiansund/<br>Kvernberget      | Norway  | 99.88%                       | 1.01E-04                        | 37                   | 31/12/2020                                  | 99.97%   | 3.02E-05  |
| ENML / Molde/Årø                         | Norway  | 99.90%                       | 9.50E-05                        | 33                   | 30/03/2017                                  | 99.96%   | 3.35E-05  |
| ENNM / Namsos                            | Norway  | 99.79%                       | 3.80E-04                        | 275                  | 27/04/2017                                  | 99.94%   | 6.88E-05  |
| ENOL / Ørland                            | Norway  | 99.83%                       | 2.14E-04                        | 147                  | 12/10/2017                                  | 99.95%   | 4.42E-05  |
| ENRM / Rørvik/Ryum                       | Norway  | 99.78%                       | 3.63E-04                        | 197                  | 02/02/2017                                  | 99.94%   | 7.48E-05  |
| ENSG / Sogndal/Haukasen                  | Norway  | 99.96%                       | 3.43E-05                        | 14                   | 14/09/2017                                  | 99.96%   | 2.57E-05  |
| ENST / Sandnessjøen/<br>Stokka           | Norway  | 99.65%                       | 1.02E-03                        | 697                  | 30/01/2020                                  | 99.87%   | 2.33E-04  |
| ENTX / Oslo<br>Helikopterplass Taraldrud | Norway  | 99.98%                       | 1.16E-05                        | 9                    | 15/07/2021                                  | 99.99%   | 1.93E-05  |
| ENVA /<br>Trondheim/Værnes               | Norway  | 99.85%                       | 1.64E-04                        | 94                   | 27/02/2020                                  | 99.96%   | 4.32E-05  |
| ENZV / Stavanger/Sola                    | Norway  | 100.00%                      | 9.65E-06                        | 5                    | 09/11/2017                                  | 99.96%   | 2.29E-05  |
| EPBY / Bydgoszcz -<br>Szvederowo         | Poland  | 100.00%                      | 0.00E+00                        | 0                    | 26/04/2018                                  | 99.97%   | 1.88E-05  |
| EPGD / Gdańsk Lech<br>Wałęsa             | Poland  | 100.00%                      | 0.00E+00                        | 0                    | 26/04/2018                                  | 99.97%   | 1.81E-05  |
| EPKK / Kraków - Balice                   | Poland  | 100.00%                      | 0.00E+00                        | 0                    | 26/04/2018                                  | 99.97%   | 3.48E-05  |
| EPKT / Katowice                          | Poland  | 100.00%                      | 0.00E+00                        | 0                    | 26/04/2018                                  | 99.98%   | 2.57E-05  |
| EPLB / Lublin                            | Poland  | 99.99%                       | 5.79E-06                        | 1                    | 26/04/2018                                  | 99.93%   | 7.24E-05  |
| EPLL / Łódź - Lublinek                   | Poland  | 100.00%                      | 0.00E+00                        | 0                    | 21/06/2018                                  | 99.97%   | 2.38E-05  |
| EPMO / Warszawa/Modlin                   | Poland  | 100.00%                      | 0.00E+00                        | 0                    | 26/04/2018                                  | 99.97%   | 2.69E-05  |
| EPPO / Poznan Lawica                     | Poland  | 100.00%                      | 0.00E+00                        | 0                    | 18/07/2019                                  | 99.98%   | 1.55E-05  |
| EPRZ / Rzeszów - Jasionka                | Poland  | 100.00%                      | 0.00E+00                        | 0                    | 26/04/2018                                  | 99.95%   | 6.58E-05  |
| EPSC / Szczecin - Goleniów               | Poland  | 100.00%                      | 0.00E+00                        | 0                    | 26/04/2018                                  | 99.98%   | 1.43E-05  |
| EPSY / Olsztyn - Mazury                  | Poland  | 100.00%                      | 0.00E+00                        | 0                    | 26/04/2018                                  | 99.97%   | 2.55E-05  |
| EPWA / Warszawa - F.<br>Chopin           | Poland  | 100.00%                      | 0.00E+00                        | 0                    | 26/04/2018                                  | 99.97%   | 2.96E-05  |
| EPWR /<br>Wrocław/Strachowice            | Poland  | 100.00%                      | 0.00E+00                        | 0                    | 26/04/2018                                  | 99.98%   | 1.53E-05  |
| EPZG / Zielona Góra -<br>Babimost        | Poland  | 100.00%                      | 0.00E+00                        | 0                    | 18/07/2019                                  | 99.98%   | 1.51E-05  |
| ESGP / Säve                              | Sweden  | 99.99%                       | 2.39E-05                        | 14                   | 04/11/2021                                  | 99.99%   | 1.51E-05  |
| ESSV / Visby                             | Sweden  | 99.98%                       | 1.89E-05                        | 15                   | 25/03/2021                                  | 99.98%   | 1.49E-05  |
| EVGA / Lielvarde                         | Latvia  | 99.89%                       | 8.15E-05                        | 48                   | 27/01/2022                                  | 99.97%   | 3.25E-05  |
| EVLA / Liepāja                           | Latvia  | 99.98%                       | 1.93E-05                        | 10                   | 16/06/2022                                  | 99.99%   | 1.56E-05  |



| Airports                                   | Country | Monthly LPV-200 Availability | Monthly LPV-200 Continuity Risk | Outages <sup>4</sup> | Publication date of first LPV-200 procedure | LPV-200 Availability since procedure publication | LPV-200 Continuity Risk since procedure publication |
|--|---------|------------------------------|---------------------------------|----------------------|---|--|---|
| EVRA / Riga                                | Latvia  | 99.93%                       | 8.15E-05                        | 43                   | 27/01/2022                                  | 99.97%   | 2.89E-05  |
| LEBL / Josep Tarradellas Barcelona-El Prat | Spain   | 99.94%                       | 2.32E-05                        | 5                    | 04/11/2021                                  | 99.99%   | 7.94E-06  |
| LFAQ / Albert Bray                         | France  | 100.00%                      | 0.00E+00                        | 0                    | 21/11/2017                                  | 99.98%   | 9.76E-06  |
| LFAT / Le Touquet Paris Plage              | France  | 100.00%                      | 0.00E+00                        | 0                    | 21/11/2017                                  | 99.98%   | 1.10E-05  |
| LFVAV / Valenciennes Denain                | France  | 100.00%                      | 0.00E+00                        | 0                    | 21/11/2017                                  | 99.98%   | 1.08E-05  |
| LFBA / Agen La Garenne                     | France  | 99.98%                       | 1.74E-05                        | 3                    | 21/11/2017                                  | 99.98%   | 1.41E-05  |
| LFBD / Bordeaux Merignac                   | France  | 99.99%                       | 4.36E-05                        | 29                   | 21/11/2017                                  | 99.98%   | 1.44E-05  |
| LFBE / Bergerac                            | France  | 99.99%                       | 2.32E-05                        | 23                   | 21/11/2017                                  | 99.98%   | 1.39E-05  |
| LFBF / Toulouse Francal                    | France  | 99.97%                       | 1.86E-05                        | 4                    | 03/11/2022                                  | 99.97%   | 1.86E-05  |
| LFBH / La Rochelle                         | France  | 99.99%                       | 3.51E-05                        | 22                   | 04/11/2021                                  | 100.00%  | 7.03E-06  |
| LFBI / Poitiers Biard                      | France  | 99.99%                       | 5.79E-06                        | 1                    | 21/11/2017                                  | 99.98%   | 1.20E-05  |
| LFBL / Limoges                             | France  | 100.00%                      | 5.79E-06                        | 1                    | 21/11/2017                                  | 99.98%   | 1.24E-05  |
| LFBS / Biscarosse Parentis                 | France  | 99.98%                       | 2.93E-05                        | 22                   | 04/11/2021                                  | 99.99%   | 8.06E-06  |
| LFBU / Angoulême Brie Champniers           | France  | 99.99%                       | 5.79E-06                        | 1                    | 21/11/2017                                  | 99.98%   | 1.27E-05  |
| LFBX / Périgueux Bassillac                 | France  | 99.99%                       | 2.43E-05                        | 11                   | 25/05/2017                                  | 99.98%   | 1.24E-05  |
| LFbz / Biarritz Bayonne Anglet             | France  | 99.97%                       | 2.97E-05                        | 19                   | 26/04/2018                                  | 99.98%   | 1.67E-05  |
| LFCC / CAHORS LALBENQUE                    | France  | 99.97%                       | 1.86E-05                        | 3                    | 03/11/2022                                  | 99.97%   | 1.86E-05  |
| LFci / Albi Le Sequestre                   | France  | 99.97%                       | 3.13E-05                        | 6                    | 21/11/2017                                  | 99.98%   | 1.45E-05  |
| LFcr / Rodez Marcillac                     | France  | 99.98%                       | 1.74E-05                        | 3                    | 21/11/2017                                  | 99.98%   | 1.43E-05  |
| LFdj / Pamiers Les Pujols                  | France  | 99.96%                       | 3.64E-05                        | 8                    | 03/11/2022                                  | 99.96%   | 3.64E-05  |
| LFdn / Rochefort Charente Maritime         | France  | 99.99%                       | 5.79E-06                        | 1                    | 23/05/2018                                  | 99.98%   | 1.27E-05  |
| LFey / Ile d Yeu                           | France  | 99.99%                       | 5.79E-06                        | 1                    | 04/11/2021                                  | 100.00%  | 9.42E-06  |
| LFga / Colmar Houssen                      | France  | 100.00%                      | 0.00E+00                        | 0                    | 21/06/2018                                  | 99.99%   | 1.10E-05  |
| LFgj / Dole Tavaux                         | France  | 99.99%                       | 8.10E-06                        | 3                    | 21/11/2017                                  | 99.99%   | 1.18E-05  |
| LFhp / Le Puy Loudes                       | France  | 99.99%                       | 1.47E-05                        | 12                   | 28/02/2019                                  | 99.98%   | 1.28E-05  |
| LFjl / Metz Nancy Lorraine                 | France  | 100.00%                      | 0.00E+00                        | 0                    | 21/11/2017                                  | 99.99%   | 1.08E-05  |
| LFjr / Angers Marcé                        | France  | 100.00%                      | 0.00E+00                        | 0                    | 21/11/2017                                  | 99.98%   | 1.11E-05  |
| LFkb / Bastia Poretta                      | France  | 99.98%                       | 1.12E-05                        | 11                   | 07/12/2017                                  | 99.98%   | 1.64E-05  |
| LFkc / Calvi Sainte Catherine              | France  | 99.98%                       | 1.31E-05                        | 6                    | 04/11/2021                                  | 99.98%   | 6.44E-06  |

| Airports                              | Country | Monthly LPV-200 Availability | Monthly LPV-200 Continuity Risk | Outages <sup>4</sup> | Publication date of first LPV-200 procedure | LPV-200 Availability since procedure publication | LPV-200 Continuity Risk since procedure publication |
|---------------------------------------|---------|------------------------------|---------------------------------|----------------------|---|--|---|
| LFKF / Figari Sud Corse               | France  | 99.98%                       | 5.79E-06                        | 2                    | 21/11/2017                                  | 99.98%   | 1.96E-05  |
| LFCL / Clermont-Ferrand Auvergne      | France  | 99.99%                       | 1.54E-05                        | 13                   | 21/11/2017                                  | 99.98%   | 1.24E-05  |
| LFLL / Lyon St Exupery                | France  | 99.99%                       | 1.47E-05                        | 12                   | 15/08/2019                                  | 99.99%   | 1.23E-05  |
| LFNL / Saint Yan                      | France  | 99.99%                       | 1.85E-05                        | 8                    | 02/03/2017                                  | 99.98%   | 1.11E-05  |
| LFPL / Annecy Meythet                 | France  | 99.99%                       | 1.43E-05                        | 11                   | 04/11/2021                                  | 100.00%  | 1.10E-05  |
| LFSL / Grenoble Isere                 | France  | 99.99%                       | 1.27E-05                        | 11                   | 13/10/2016                                  | 99.98%   | 1.09E-05  |
| LFLLU / Valence                       | France  | 99.99%                       | 1.50E-05                        | 8                    | 21/11/2017                                  | 99.98%   | 1.23E-05  |
| LFVL / Vichy Charmeil                 | France  | 99.99%                       | 1.81E-05                        | 9                    | 26/04/2018                                  | 99.98%   | 1.07E-05  |
| LFLLW / Aurillac                      | France  | 99.98%                       | 1.27E-05                        | 5                    | 15/08/2019                                  | 99.98%   | 1.35E-05  |
| LFLLX / Chateauroux Deols             | France  | 100.00%                      | 0.00E+00                        | 0                    | 15/08/2019                                  | 99.98%   | 1.05E-05  |
| LFLLY / Lyon Bron                     | France  | 99.99%                       | 1.47E-05                        | 12                   | 28/09/2016                                  | 99.98%   | 1.13E-05  |
| LFMH / Saint Étienne Bouthéon         | France  | 99.99%                       | 1.47E-05                        | 12                   | 02/02/2017                                  | 99.98%   | 1.15E-05  |
| LFMK / Carcassonne Salvaza            | France  | 99.96%                       | 1.93E-05                        | 6                    | 21/11/2017                                  | 99.98%   | 1.36E-05  |
| LFML / MARSEILLE PROVENCE             | France  | 99.97%                       | 1.74E-05                        | 11                   | 03/11/2022                                  | 99.97%   | 1.74E-05  |
| LFMN / Nice Côte d'Azur               | France  | 99.98%                       | 5.79E-06                        | 1                    | 24/04/2019                                  | 99.98%   | 1.07E-05  |
| LFMT / Montpellier Mediterranee       | France  | 99.96%                       | 1.74E-05                        | 3                    | 05/12/2019                                  | 99.98%   | 1.41E-05  |
| LFMV / Avignon Caumont                | France  | 99.98%                       | 2.05E-05                        | 10                   | 21/06/2018                                  | 99.98%   | 1.10E-05  |
| LFOH / Le Havre Octeville             | France  | 100.00%                      | 0.00E+00                        | 0                    | 21/11/2017                                  | 99.98%   | 1.03E-05  |
| LFOQ / Blois le Breuil                | France  | 100.00%                      | 0.00E+00                        | 0                    | 24/04/2019                                  | 99.98%   | 8.94E-06  |
| LFOT / TOURS VAL DE LOIRE             | France  | 100.00%                      | 0.00E+00                        | 0                    | 03/11/2022                                  | 100.00%  | 0.00E+00  |
| LFOZ / Orléans Saint Denis De L'Hotel | France  | 100.00%                      | 0.00E+00                        | 0                    | 04/11/2021                                  | 100.00%  | 4.05E-06  |
| LFPB / Paris-Le Bourget               | France  | 100.00%                      | 0.00E+00                        | 0                    | 21/11/2017                                  | 99.98%   | 8.96E-06  |
| LFPG / Paris Charles de Gaulle        | France  | 100.00%                      | 0.00E+00                        | 0                    | 28/04/2016                                  | 99.98%   | 7.88E-06  |
| LFPM / Melun Villaroche               | France  | 100.00%                      | 0.00E+00                        | 0                    | 21/11/2017                                  | 99.98%   | 9.67E-06  |
| LFPN / Toussus Le Noble               | France  | 100.00%                      | 0.00E+00                        | 0                    | 27/04/2017                                  | 99.98%   | 8.37E-06  |
| LFPO / Paris Orly                     | France  | 100.00%                      | 0.00E+00                        | 0                    | 21/11/2017                                  | 99.98%   | 9.08E-06  |
| LFPT / Pontoise Cormeilles en Vexin   | France  | 100.00%                      | 0.00E+00                        | 0                    | 21/11/2017                                  | 99.98%   | 9.13E-06  |
| LFQB / Troyes Barberey                | France  | 100.00%                      | 0.00E+00                        | 0                    | 18/08/2016                                  | 99.98%   | 8.23E-06  |
| LFRL / Brest Bretagne                 | France  | 99.99%                       | 5.79E-06                        | 1                    | 04/11/2021                                  | 100.00%  | 1.33E-05  |

| Airports                      | Country | Monthly LPV-200 Availability | Monthly LPV-200 Continuity Risk | Outages <sup>4</sup> | Publication date of first LPV-200 procedure | LPV-200 Availability since procedure publication | LPV-200 Continuity Risk since procedure publication |
|-------------------------------|---------|------------------------------|---------------------------------|----------------------|---|--|---|
| LFRC / Cherbourg Maupertus    | France  | 100.00%                      | 0.00E+00                        | 0                    | 23/06/2016                                  | 99.98%   | 9.23E-06  |
| LFRD / Dinard                 | France  | 100.00%                      | 0.00E+00                        | 0                    | 21/11/2017                                  | 99.98%   | 1.15E-05  |
| LFRG / Deauville Normancie    | France  | 100.00%                      | 0.00E+00                        | 0                    | 04/11/2021                                  | 100.00%  | 8.74E-06  |
| LFRI / La Roche Sur Yon       | France  | 99.99%                       | 1.27E-05                        | 5                    | 10/11/2016                                  | 99.98%   | 1.18E-05  |
| LFRK / Caen Carpiquet         | France  | 100.00%                      | 0.00E+00                        | 0                    | 21/11/2017                                  | 99.98%   | 1.06E-05  |
| LFRO / Lannion                | France  | 100.00%                      | 0.00E+00                        | 0                    | 21/11/2017                                  | 99.98%   | 1.32E-05  |
| LFRQ / Quimper                | France  | 99.99%                       | 5.79E-06                        | 1                    | 21/11/2017                                  | 99.97%   | 2.17E-05  |
| LFRT / Saint Brieuc Armor     | France  | 100.00%                      | 0.00E+00                        | 0                    | 21/11/2017                                  | 99.98%   | 1.27E-05  |
| LFRZ / Saint Nazaire Montoir  | France  | 100.00%                      | 0.00E+00                        | 0                    | 03/12/2020                                  | 99.98%   | 1.42E-05  |
| LFSL / Brive Souillac         | France  | 99.99%                       | 3.47E-05                        | 32                   | 04/11/2021                                  | 100.00%  | 1.02E-05  |
| LFSN / Nancy Essey            | France  | 100.00%                      | 0.00E+00                        | 0                    | 26/04/2018                                  | 99.98%   | 1.05E-05  |
| LFST / Strasbourg Entzheim    | France  | 100.00%                      | 0.00E+00                        | 0                    | 21/11/2017                                  | 99.99%   | 1.05E-05  |
| LFTH / HYERES LE PALYVESTRE   | France  | 99.98%                       | 6.20E-06                        | 2                    | 03/11/2022                                  | 99.98%   | 6.20E-06  |
| LFTW / Nîmes Garons           | France  | 99.97%                       | 1.66E-05                        | 8                    | 21/11/2017                                  | 99.98%   | 1.21E-05  |
| LHBP / Budapest Liszt Ferenc  | Hungary | 99.99%                       | 5.79E-06                        | 1                    | 15/09/2016                                  | 99.95%   | 6.51E-05  |
| LHPP / Pecs-Pogany Airport    | Hungary | 99.99%                       | 5.79E-06                        | 1                    | 03/12/2020                                  | 99.94%   | 5.59E-05  |
| LHPR / Győr-Pér               | Hungary | 99.99%                       | 5.79E-06                        | 1                    | 25/02/2021                                  | 99.97%   | 2.17E-05  |
| LHSM / Heviz-Balaton          | Hungary | 99.99%                       | 5.79E-06                        | 1                    | 25/03/2021                                  | 99.97%   | 2.80E-05  |
| LIBD / Bari / Palese          | Italy   | 99.99%                       | 1.16E-05                        | 2                    | 25/03/2021                                  | 99.90%   | 9.58E-05  |
| LIBG / Taranti/Grottaglie     | Italy   | 99.98%                       | 1.16E-05                        | 2                    | 20/05/2021                                  | 99.87%   | 1.11E-04  |
| LIBR / Brindisi / Casale      | Italy   | 99.98%                       | 1.16E-05                        | 2                    | 07/10/2021                                  | 99.84%   | 1.22E-04  |
| LICA / Lamezia Terme          | Italy   | 99.96%                       | 1.16E-05                        | 2                    | 08/09/2022                                  | 99.98%   | 1.03E-05  |
| LICD / Lampedusa              | Italy   | 99.59%                       | 1.74E-04                        | 67                   | 30/01/2020                                  | 99.87%   | 1.28E-04  |
| LICG / Pantelleria            | Italy   | 99.81%                       | 7.89E-05                        | 20                   | 31/05/2018                                  | 99.93%   | 9.19E-05  |
| LICR / Reggio Calabria        | Italy   | 99.96%                       | 1.74E-05                        | 3                    | 19/07/2018                                  | 99.90%   | 1.28E-04  |
| LIEO/Costa Smeralda           | Italy   | 99.98%                       | 5.79E-06                        | 2                    | 11/08/2022                                  | 99.99%   | 3.10E-06  |
| LIMC / Milano/Malpensa        | Italy   | 100.00%                      | 0.00E+00                        | 0                    | 23/04/2020                                  | 99.99%   | 1.13E-05  |
| LIME / Bergamo /Orio al Serio | Italy   | 100.00%                      | 0.00E+00                        | 0                    | 08/10/2020                                  | 99.99%   | 5.68E-06  |
| LIMF / Torino / Caselle       | Italy   | 100.00%                      | 0.00E+00                        | 0                    | 25/03/2021                                  | 100.00%  | 5.04E-06  |

| Airports                            | Country         | Monthly LPV-200 Availability | Monthly LPV-200 Continuity Risk | Outages <sup>4</sup> | Publication date of first LPV-200 procedure | LPV-200 Availability since procedure publication | LPV-200 Continuity Risk since procedure publication |
|-------------------------------------|-----------------|------------------------------|---------------------------------|----------------------|---|--|---|
| LIMJ / Genova/Sestri                | Italy           | 100.00%                      | 0.00E+00                        | 0                    | 10/09/2020                                  | 99.99%   | 6.25E-06  |
| LIMP / Parma                        | Italy           | 100.00%                      | 0.00E+00                        | 0                    | 23/05/2018                                  | 99.98%   | 1.37E-05  |
| LIMZ / Cuneo/Levaldigi              | Italy           | 99.99%                       | 5.79E-06                        | 1                    | 23/05/2018                                  | 99.98%   | 9.61E-06  |
| LIPQ / Trieste/Ronchi dei Legionari | Italy           | 100.00%                      | 0.00E+00                        | 0                    | 12/08/2021                                  | 99.99%   | 1.24E-05  |
| LIPR / Rimini Miramare              | Italy           | 100.00%                      | 0.00E+00                        | 0                    | 15/07/2021                                  | 99.98%   | 1.13E-05  |
| LIPY / Ancona / Falconara           | Italy           | 100.00%                      | 0.00E+00                        | 0                    | 03/01/2019                                  | 99.97%   | 4.58E-05  |
| LIRA / Roma/Ciampino                | Italy           | 100.00%                      | 0.00E+00                        | 0                    | 21/05/2020                                  | 99.96%   | 3.24E-05  |
| LIRF / Roma/Fiumicino               | Italy           | 100.00%                      | 0.00E+00                        | 0                    | 23/05/2019                                  | 99.97%   | 4.32E-05  |
| LIRN / Napoli / Capodichino         | Italy           | 99.99%                       | 1.16E-05                        | 2                    | 07/10/2021                                  | 99.93%   | 7.82E-05  |
| LKPR / Prague                       | Czech Republic  | 100.00%                      | 0.00E+00                        | 0                    | 05/12/2019                                  | 99.98%   | 1.18E-05  |
| LMML / Luqa                         | Malta           | 99.74%                       | 1.19E-04                        | 32                   | 11/10/2018                                  | 99.86%   | 1.60E-04  |
| LOWG / Flughafen Graz               | Austria         | 100.00%                      | 0.00E+00                        | 0                    | 01/03/2018                                  | 99.97%   | 4.02E-05  |
| LOWI / Innsbruck                    | Austria         | 100.00%                      | 0.00E+00                        | 0                    | 01/02/2018                                  | 99.98%   | 1.44E-05  |
| LOWK / Klagenfurt                   | Austria         | 100.00%                      | 0.00E+00                        | 0                    | 11/10/2018                                  | 99.98%   | 2.92E-05  |
| LOWL / Linz                         | Austria         | 100.00%                      | 0.00E+00                        | 0                    | 02/02/2017                                  | 99.98%   | 1.95E-05  |
| LOWS / Salzburg                     | Austria         | 100.00%                      | 0.00E+00                        | 0                    | 23/04/2020                                  | 99.99%   | 1.16E-05  |
| LOWW / Wien - Schwechat             | Austria         | 100.00%                      | 0.00E+00                        | 0                    | 02/02/2017                                  | 99.97%   | 3.35E-05  |
| LSGC / Les Eplatures                | Switzerland     | 100.00%                      | 0.00E+00                        | 0                    | 26/05/2016                                  | 99.99%   | 1.07E-05  |
| LSGG / Genève                       | Switzerland     | 99.99%                       | 1.39E-05                        | 10                   | 13/09/2018                                  | 99.98%   | 1.21E-05  |
| LSMD / Dübendorf                    | Switzerland     | 100.00%                      | 0.00E+00                        | 0                    | 30/01/2020                                  | 99.99%   | 1.20E-05  |
| LSMP / Payerne                      | Switzerland     | 100.00%                      | 0.00E+00                        | 0                    | 05/12/2019                                  | 99.99%   | 1.21E-05  |
| LSZB / Bern-Belp                    | Switzerland     | 100.00%                      | 0.00E+00                        | 0                    | 03/12/2020                                  | 100.00%  | 7.15E-06  |
| LSZH / Zurich                       | Switzerland     | 100.00%                      | 0.00E+00                        | 0                    | 25/05/2017                                  | 99.99%   | 1.07E-05  |
| LYBE / Beograd/Nikola Tesla         | Serbia          | 99.99%                       | 5.79E-06                        | 1                    | 26/03/2020                                  | 99.89%   | 1.07E-04  |
| LYKV / KRALJEVO/Morava              | Serbia          | 99.99%                       | 5.79E-06                        | 1                    | 24/02/2022                                  | 99.88%   | 1.09E-04  |
| LYNI / Niš/Konstantin Veliki        | Serbia          | 99.98%                       | 3.47E-05                        | 6                    | 26/03/2020                                  | 99.85%   | 1.62E-04  |
| LYPG / Podgorica                    | Montenegro      | 99.99%                       | 1.16E-05                        | 3                    | 26/03/2020                                  | 99.87%   | 1.31E-04  |
| LZKZ / Košice                       | Slovak Republic | 99.99%                       | 5.79E-06                        | 1                    | 16/06/2022                                  | 99.99%   | 1.78E-05  |
| LZPP / Piešťany                     | Slovak Republic | 99.99%                       | 5.79E-06                        | 1                    | 02/02/2017                                  | 99.97%   | 3.60E-05  |

| Airports            | Country         | Monthly LPV-200 Availability | Monthly LPV-200 Continuity Risk | Outages <sup>4</sup> | Publication date of first LPV-200 procedure | LPV-200 Availability since procedure publication | LPV-200 Continuity Risk since procedure publication |
|---------------------|-----------------|------------------------------|---------------------------------|----------------------|---|--|---|
| LZTT / Poprad-Tatry | Slovak Republic | 99.99%                       | 5.79E-06                        | 1                    | 29/03/2018                                  | 99.95%   | 6.19E-05  |
| LZZI / Žilina       | Slovak Republic | 99.99%                       | 5.79E-06                        | 1                    | 25/05/2017                                  | 99.97%   | 3.35E-05  |

Table 9 – Monthly LPV-200 Availability at airports with published procedures using EGNOS

## APPENDIX D      REFERENCE DOCUMENTS

|        |   |
|--------|---|
| [RD-1] | Open Service Definition Document, EGN-SDD-OS; v.02-03 ( <a href="https://egnos-user-support.essp-sas.eu/new_egnos_ops/sites/default/files/documents/egnos_os_sdd_in_force.pdf">https://egnos-user-support.essp-sas.eu/new_egnos_ops/sites/default/files/documents/egnos_os_sdd_in_force.pdf</a> )                                   |
| [RD-2] | Safety Of Life Definition Document, EGN-SDD-SoL; v.03-04 ( <a href="https://egnos-user-support.essp-sas.eu/new_egnos_ops/sites/default/files/documents/egnos_sol_sdd_in_force.pdf">https://egnos-user-support.essp-sas.eu/new_egnos_ops/sites/default/files/documents/egnos_sol_sdd_in_force.pdf</a> )                              |
| [RD-3] | EGNOS Data Access Service (EDAS) Service Definition Document, EGN-SDD-EDAS; v.02-02 ( <a href="https://egnos-user-support.essp-sas.eu/new_egnos_ops/sites/default/files/documents/egnos_edas_sdd_in_force.pdf">https://egnos-user-support.essp-sas.eu/new_egnos_ops/sites/default/files/documents/egnos_edas_sdd_in_force.pdf</a> ) |

## APPENDIX E LIST OF ACRONYMS

| Acronym | Definition  |
|---------|---|
| APV     | Approach with Vertical Guidance                   |
| ASN     | Abstract Syntax Notation                          |
| ECAC    | European Civil Aviation Conference                |
| EDAS    | EGNOS Data Access Service                         |
| EGNOS   | European Geostationary Navigation Overlay Service |
| ENT     | EGNOS Network Time                                |
| ESSP    | European Satellite Services Provider              |
| FTP     | File Transfer Protocol                            |
| GEO     | Geostationary Satellite                           |
| GNSS    | Global Navigation Satellite System                |
| GPS     | Global Positioning System                         |
| HAL     | Horizontal Alert Limit                            |
| HNSE    | Horizontal Navigation System Error                |
| HPE     | Horizontal Position Error                         |
| HPL     | Horizontal Protection Level                       |
| HSI     | Horizontal Safety Index                           |
| LPV     | Localizer Performance with vertical guidance      |
| MI      | Misleading Information                            |
| MT27    | Message Type 27                                   |
| NA      | Not Applicable/ Not Available                     |
| NLES    | Navigation Land Earth Station                     |
| NPA     | Non-Precision Approach                            |
| NTRIP   | Networked Transport of RTCM via Internet Protocol |
| OP      | Operation   |
| OPS     | Operations  |
| OS      | Open Service                                      |
| PA      | Precision Approach                                |
| PL      | Protection Level                                  |
| PRN     | Pseudo-Random Noise                               |
| RAIM    | Receiver Autonomous Integrity Monitoring          |
| RD      | Reference Document                                |
| RIMS    | Ranging and Integrity Monitoring Station          |
| RTCM    | Radio Technical Commission for Maritime Services  |
| SBAS    | Satellite-Based Augmentation System               |
| SDD     | Service Definition Document                       |
| SIS     | Signal-In-Space                                   |
| SLO     | Service Level 0                                   |
| SL2     | Service Level 2                                   |
| SoL     | Safety of Life                                    |
| UTC     | Universal Time Coordinated                        |
| VAL     | Vertical Alert Limit                              |
| VNSE    | Vertical Navigation System Error                  |
| VPE     | Vertical Position Error                           |
| VPL     | Vertical Protection Level                         |
| VSI     | Vertical Safety Index                             |

END OF THE DOCUMENT